

Eurus

S1|S6|S8

Introducing the next levels

 **Belmont**

belmontdental.co.uk

Overview

Welcome to the new Eurus range of treatment centres. Guarantee a smoother workflow with our advanced, contemporary products for more effective treatment time.

Innovative design features include powerful, intuitive touch-screens, integrated chair foot controls and flexible lighting, all designed to maximise control, convenience and hygiene. The smart Eurus treatment centres are all designed, engineered and produced using the highest quality components and share an advanced family DNA.

The Eurus product range now increases to three models all with flexible delivery systems, and is the result of major investment to create our best dental treatment centres to date.



Our intuitive touch screens run across the Eurus range and bring simple tasks to the finger-tips of operators. See our user-friendly instructional video online by scanning the QR code.

New series. Fresh narrative. Next level.



Comprising the Eurus S1 Holder and Rod Types, Eurus S1 'Flexible System' the Eurus S6, and Eurus S8. Each treatment centre exudes refinement and brings the next level of ultrasoft comfort, quality and style to contemporary dentistry.

Note: For full product specification and range of additional options available, please read this brochure in conjunction with our current price list.

Eurus S8 Holder Type Pages 30-34



Eurus S1 Holder Type Pages 06-15



Eurus S1 Rod Type Pages 16-19



Eurus S1 'Flexible System' Pages 20-23



Eurus S6 Pages 24-27



Eurus S6 'Vac-Pac System' Pages 28-29



Eurus S8 Rod Swing Pages 34-35

Eurus S1 Holder Type



Convenient handle



Independent holder



Free adjustment

Over patient arm

The table's vertical range of motion is 525 to 1,505 mm for the contour type chair, giving you all the flexibility you need. The table is held by a counter balance arm, which needs very little effort to move and is locked in position by a pneumatic brake.

Robust construction

The Eurus S1 has a maximum safe working patient weight of 200kg (IEC60601-1 / ISO 6875).

Handle facilitates touch-panel operation

The handle is designed for an easy grab-and-move motion. It also offers a convenient resting position for the hand to reduce stress and ensure accurate touch-panel operation.

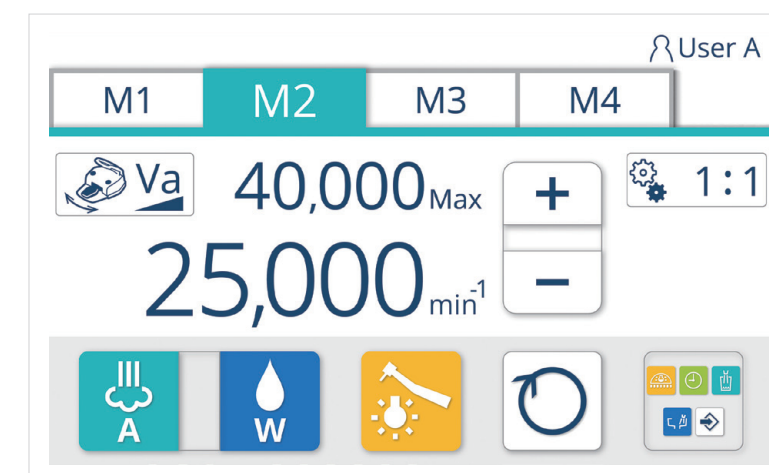
Independent adjustable holder

The handpiece holder is independent from the table and can be freely adjusted across three axes to ensure complete comfort.

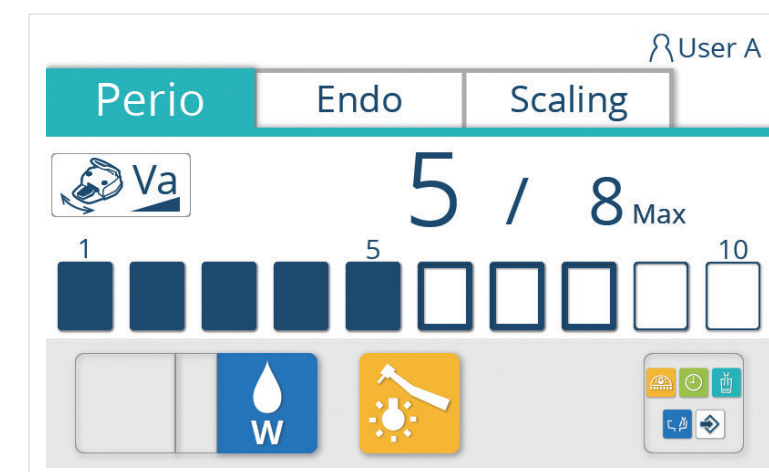
Comprehensive, intuitive touch-screen unique to the Eurus range

The clear and logical touch-screen is integral to all Eurus treatment centres. This offers one-touch control across a wide range of functions, with an easy-to-read display that tells you all you need to know at a glance. You can pre-programme settings and also restore to standard settings in just one touch.

Motor screen



Scaler screen



Interface

The interface has been designed to improve efficiency and reduce stress during treatment. When a handpiece is chosen and picked up, the screen displays only necessary information, helping you to concentrate on the treatment.

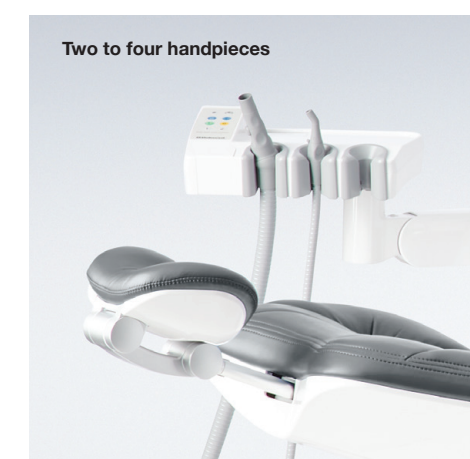
Motor

The touch-screen has been designed in such a way that you no longer need to refer to a chart in order to calculate torque. The micro motor, turbine and scaler each have their own screen, with operating levels clearly displayed. You can store different settings as well, and choose RPM, torque and rotational direction with one touch of the screen.

Scaler

From the handpiece setting screen, you can choose treatment modes (periodontal, endodontics and scaling) with a single touch of the screen.

Flexible efficiency across the Eurus range



Assistant holder

The wide tray of the assistant holder both extends and rotates. It's designed so that the assistant has enough workspace, and includes space for a tissue box or small extra tray. There's also a touchpad for intuitive control, and the assistant can operate the chair, light, cup filler and bowl flush.

Safety switch system

The safety switch detects if there's an overload on the assistant arm and prevents interference with objects, such as stools, ensuring a high level of safety.

Optional outlets

The assistant holder can accommodate between two and four handpiece outlets – for example to accommodate a curing light, syringe or second HVE. Simply choose what works the best for you and select your preference when purchasing your chair.

A wealth of new features

Concealed enclosure

The space inside has been expanded for a large-capacity bottled water system. As an option, this could be supplied with Amalgam Separator if required. As everything is now enclosed, the outer unit looks neater and more attractive.



LED Indicator



Easy access



Vacuum system

Safety LED indicator

The Eurus S1 comes with an LED safety indicator that shows the lock-status of the dental chair once treatment commences, allowing the dentist or assistant to check at a glance that the unit is safely locked in position.

Low-level warning

An outer display light shows that the water bottle is in place and ready to use. If the water level gets low, the blue light changes to a flashing orange one, indicating it needs refilling. A warning also appears on the touch-screen. That way, you never have to worry about the supply running out in the middle of a procedure.

Concealed chair utility panel

Lift the lid to reveal the air and water pressure indicators, air moisture bleed off valve, water on/off tap and unit electrical system protection fusing.

Vacuum system

The unit comes with a high flow-rate vacuum system. The system can be supplied with twin HVE vacuum lines and ejector, useful for surgical procedures. In addition, each HVE vacuum hose features an improved rotating nozzle design for easier operation and greater durability.

Compact space

Ergonomics
The compactly designed Eurus S1 can be installed in a space as narrow as 1.8 metres wide. This allows for unrestricted use, even when both dentist and assistant are working together.



Flexible over-patient arm
The over-patient arm has been designed for treatment in both standing and sitting positions. The dentist or assistant can efficiently administer treatment with plenty of freedom of movement.



Two-hand
The long reach and easy movement of the assistant arm eliminates strain when undertaking two-hand treatment.

Four-hand
In the four-hand position, the large tabletop provides a common space for the dentist and the assistant, delivering more comfortable and efficient operation.

Eurus S1 Rod Type




Improving flexibility

Opting for the Eurus S1 Rod Type makes it possible to pick up a handpiece and start treating the patient straight away without the need for repositioning. The roller guide supports the weight of the hose and offers a smooth rolling motion. There's also no need to look for and guide the handpiece back to the holder. All of which means that there's less strain on the dentist.

Weight reducing roller guide





Lightweight design reduces fatigue

Rod Type delivery system

With rods and hose of 900 mm in length, the delivery system makes it easy for the dental staff to treat patients from the 8 o'clock direction. The hoses are light and flexible so that they reduce the burden on the wrists of dental staff administering treatment over many hours.

Long reach

The long reach allows you to treat patients easily from the chest position as well as from the chair's side position, thereby making it adaptable to various treatment styles.

Flexible holder

The guide roller at the end of the rod can swivel in multiple directions. This reduces friction and wear on the hose, and means you can deliver treatment more comfortably, wherever you are positioned.

Tension adjustment

Tension can be adjusted to change the weight of each handpiece, thereby reducing hand strain, even when the hose is fully extended.

Eurus S1 'Flexible Delivery System'



Module & mobile cart options

Should the over-patient delivery system not suit your requirements and working style, the Eurus S1 range offers further flexibility. Combine your standalone chair and fixed cuspidor with either a mobile cart or cabinet mounted modular delivery system.

The treatment centre can be set up as either a left or right hand configuration to suit requirements and as with the over-patient option, the intuitive touch screen offers the same programming abilities, operating all chair, cuspidor and dental light functions.

Where space and ergonomics are important, the freedom and extra mobility this combination gives some practices is paramount.

Left handed set up



Right handed set up

Uncompromised functionality

Smooth gliding mobile cart

Fully height adjustable, the holder type mobile cart offers intelligent touch screen and pre-set functions, controlling the chair, cuspidor and light via the wiring loom.

Providing ultimate flexibility, the cart is supremely stable and with smooth running castors easily glides across surgery surfaces with ease.



Important note:

A connecting loom is recommended to be installed *under the surgery floor* from the cabinetry side to the chair base. This keeps the patient entry/exit floor area totally free of trip hazards.

This single loom has everything included to link the air supply, power cables and all control links between the unit head to the chair, cuspidor and light.

Maximum loom length between module or cart to the chair is 5.7metres (standard is 2.7metres).

- > **Autoclavable unit handle cover, handpiece holders and unit tray silicon mat**
- > **Easy-clean membrane switch panel**
- > **Doctor handpiece control touch screen**
- > **First priority handpiece selection**
- > **Electronic foot control for accurate turbine speed control and integrated lifting handle**
- > **Bien Air MX2 fibre optic micro motor with Pre-set micro motor & torque control with auto-reverse, Endo control and LCD display 2 additional fibre-optic hose**
- or
- NSK NLX Plus fibre optic micro motor 2 additional fibre-optic hose**




Cabinet mounted module

Horizontal delivery system



A completely new styled delivery arm keeps the unit head totally horizontal with zero drift, presenting the intuitive touch-screen and holder type unit.

Identical in every aspect to the mobile cart, the system can be pre-programmed and also gives integrated access to the ingenious Bien-Air WaveOne technology.

Please contact your local dealer for current availability of the cabinet mounted module.



WaveOne® Advanced Technology



WaveOne System

Thanks to Bien-Air preparation we can now offer the WaveOne single-file reciprocating system to shape the root canal completely from start to finish. This comprehensive endodontic system brings a new standard of dental care. 4 x safer and almost 3 x faster than using multiple files, this unique, unequal bidirectional reciprocation movement enables the file to rotate 150° counter clock wise, followed by a 30° clockwise rotation.

The Euris range comes with WaveOne technology as a built-in factory option.

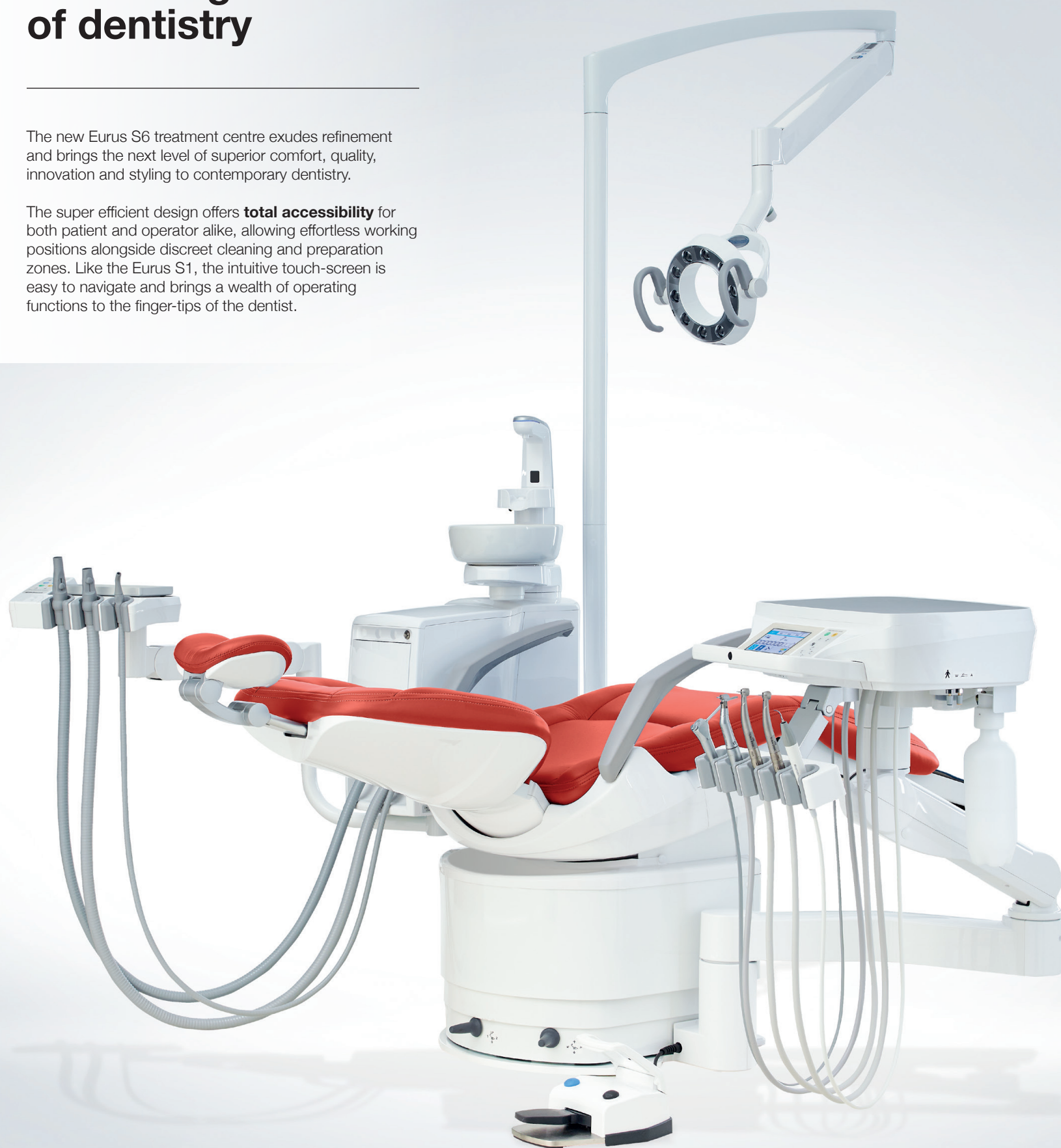


Eurus S6

Perfecting the art of dentistry

The new Eurus S6 treatment centre exudes refinement and brings the next level of superior comfort, quality, innovation and styling to contemporary dentistry.

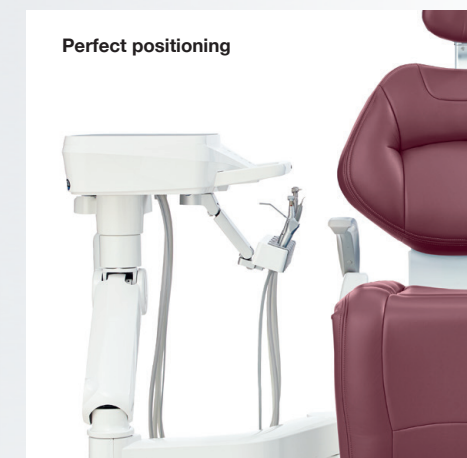
The super efficient design offers **total accessibility** for both patient and operator alike, allowing effortless working positions alongside discreet cleaning and preparation zones. Like the Eurus S1, the intuitive touch-screen is easy to navigate and brings a wealth of operating functions to the finger-tips of the dentist.



Eurus S6 holder type



Stylish & efficient



Perfect positioning



Precise height adjustment



Easy to use foot stalks

Stylish and efficient

The contemporary Eurus S6 brings a below-the-patient swing-arm delivery system, powerful intuitive touch screen with advanced instrument control and integrated WaveOne technology as a factory built-in option.

Precise doctor table positioning

With the height adjustable balance arm the doctor table can be presented at the required height and by the press of a button can be adjusted with ease, lifting or lowering, then simply releasing the brake button to lock into position. The swing around arm presents the doctor table in numerous positions with ease, facing forward for working in front of the patient, or around the side from the 9 to 1 o'clock positions for a range of procedures with effortless movement, reducing fatigue for the operator. The handpiece holder is also totally independent from the table and can be freely adjusted across three axes.

Robust construction

The Eurus S6 has a maximum safe working patient weight of 165kg (IEC60601-1 / ISO 6875). Foot stalks positioned at the rear of the chair base allow easy and precise chair positioning.

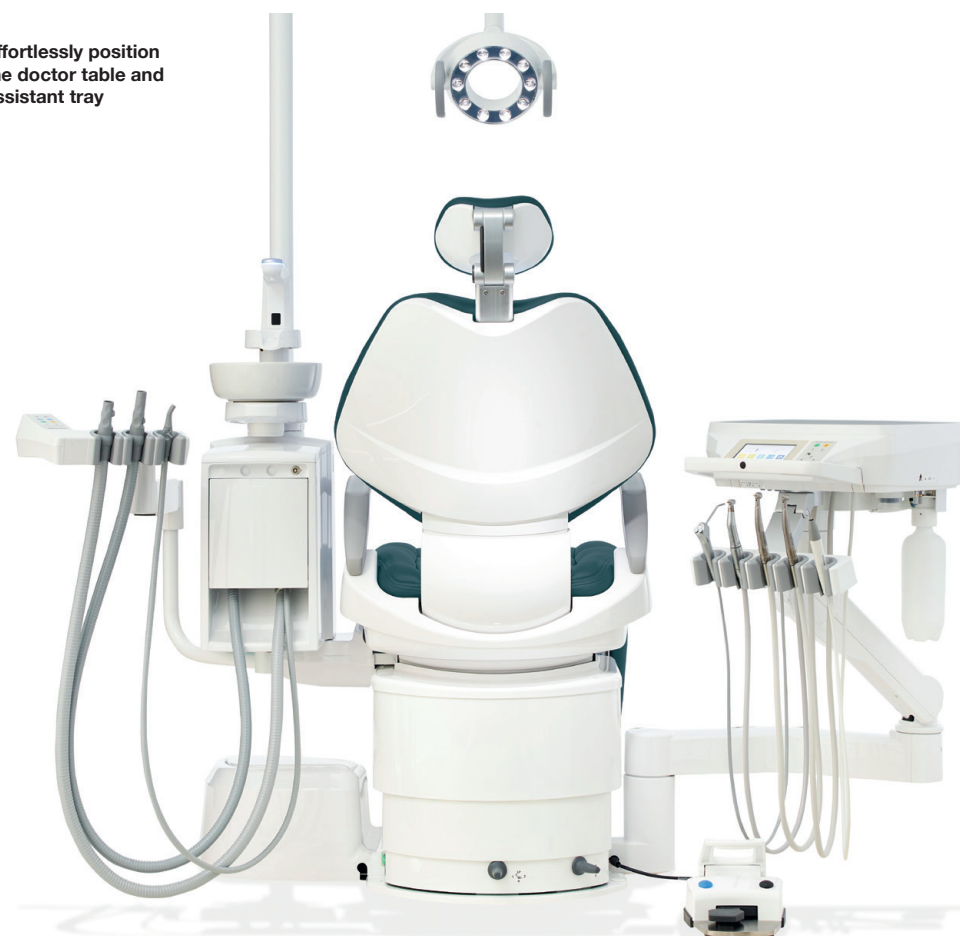
Eurus S6

Advanced ergonomic features

Quiet hydraulic chair movement



Effortlessly position the doctor table and assistant tray



Unobstructed work-flow



Compact preparation area



Perfect patient access and consultation area



Great accessibility

With the chair in the zero position, leg-rest in, armrest folded down and doctor table in the preparation position the entry and exit zone completely opens-up at the front and side of the chair enabling very easy access for all patients, especially children, elderly and infirm.

Positioning the doctor table, instruments and assistants tray discreetly out of view behind the chair backrest eases any patient anxiety as they enter the surgery.

This **unique Eurus S6 combination** benefits dentist, assistant and patient alike.

Our contemporary flagship treatment centre



Smooth quiet movements

The Eurus S6 benefits from an extremely quiet hydraulic chair system, with smooth movement ensuring complete patient comfort while being positioned for treatment.

Flexible positioning

The assistant instrument delivery arm is simple to position allowing the operator to work single handed or four handed.

An integral feature of the Eurus S6 is the **90 degree rotating spittoon**. This allows clear access to the left side of the patient for both dentist or nurse to operate, whilst daily hygiene routines are also made easier.

Class leading specification

New features include a taller backrest cushion with additional lumbar support for unrivalled patient comfort, twin-articulating headrest with more precise positioning, a wireless foot control as standard with low battery indicator on the touch-screen plus a wealth of new safety features.

A wide range of chair upholstery colours and finishes are available to complement and further enhance your surgery.

Greater freedom of movement for dentist and assistant



Eurus S6 Vac-Pac System

The new Eurus S6 Vac-Pac System is specifically designed with smaller surgeries in mind, offering superb practicality and bringing increased working space within confined areas. The vacuum console can be rotated 90 degrees away from the patient chair allowing additional working space.



As a completely new surgery system, the combination of the Eurus S6 folding leg chair, dentist delivery system and the new compact Vac-Pac presents an aesthetically pleasing, smart and ergonomic treatment centre. In addition, the proportions mean this will fit into almost all dental surgeries.



Eurus S8

Combining refinement, innovation & quality

The new Eurus S8 demonstrates the very highest quality derived from a long line of **exemplary design** and **product engineering**. Accolades associated with the world-renowned Belmont brand.

The Eurus S8 treatment centre is **fully ambidextrous**, enabling left and right handed operators to feel comfortable with the perfect working set-up. The instrument layout can also be configured either left or right-handed to suit the main dentist.

Similar to all other Eurus models, the S8 has a **top level specification** and feature-rich innovation including the highly intuitive touch-screen, bringing a wealth of operating functions to the fingertips of the operator.

Highly manoeuvrable, lightweight doctor table reduces dentist fatigue



The Eurus S8 offers unrivalled ergonomics and practicality



Smooth rotation of the delivery arm



Eurus S8 intelligent wireless foot controller



Precise positioning

The doctor table can be effortlessly positioned towards the foot or head of the chair for working in front of the patient or from the 9 to 1 o'clock positions, for a variety of procedures. Positioning the doctor table **behind the chair** enables assistants to prepare before and during consultations.

In addition, the assistant instrument delivery arm is simple to glide into place allowing the flexibility for an operator to work single or four handed.

An integral feature of the Eurus S8 is the **90 degree rotating cuspidor bowl**. This allows clear access over the patient for ease of rinsing.

Gentle, hushed chair hydraulics

Like all Eurus products, the S8 benefits from an extremely quiet hydraulic chair system, with smooth movement ensuring complete patient comfort while being positioned for treatment.

Specification at a glance:

- > Full ambidextrous capabilities
- > Powerful intuitive touch-screen with advanced instrument control, plus optional WaveOne technology
- > Improved 200kg safe working patient weight
- > Twin-articulating headrest with more precise positioning and lighter movement
- > Eurus S8 'A' Type now has three fibre optic out-lets as standard
- > Wireless foot controller as standard, fitted with chair movement controller
- > Designed for superior hygiene control
- > Cuspidor body with 90-degree rotation
- > Cuspidor bowl with 90-degree rotation
- > Chair movement lock indicators located on the cup filler spout and touch-screen

Eurus S8 Ambidextrous positioning

Comfortable operation, every time

The Eurus S8 offers the perfect left or right handed set-up for both dentists and assistants, enabling comfortable and efficient working positions.

Seamless transition, whenever required

The change over from left to right handed operation takes little more than a minute, so however many left or right handed professionals use the treatment centre there is very little down-time.

Change from left-handed working position....

....to right-handed working position in under 90 seconds



Eurus S8

Ergonomic and stylish

Pure comfort, ultimate safety
The Eurus S8 features include a generous backrest cushion with additional lumbar support and deeply padded seat cushion for unrivalled patient comfort. The twin-articulating headrest enables precise positioning for total patient support. A wealth of safety features include the ability to stop all chair movements instantly should patient, dental staff or equipment safety be a concern.

Perfect aesthetics



Enhanced ergonomic features
With the cuspidor body rotated 90 degrees away from the chair, extra space is created for the nurse to operate. Patients can also rinse-out without the need for repositioning as the bowl is in easy reach by a simple inward rotation.

Guaranteed comfort



S8 Holder Type

Height adjustable doctor table from 849 to 899mm from the floor can be set up



S8 Rod Swing adds further benefits



Complement your interior design
A wide range of chair upholstery colours and finishes are available to complement and further enhance your surgery. Please see our colour swatch options online or make an appointment to visit one of our showrooms to view accurate samples.

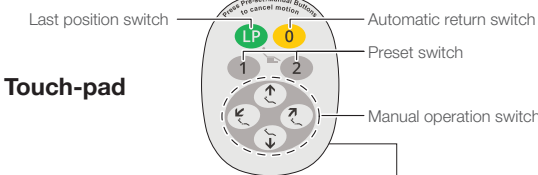
S8 Rod Swing with cuspidor or Vac-Pac
These delivery systems are a **first for Belmont**. The ambidextrous surgery system has all you need for the left and right handed dentists to share. High quality instrument delivery system with six dentist programmable settings, easy to use assistant console with high volume vacuum, both having total control of the chair movements, plus all the unique features of the Eurus Series.

WaveOne[®]

Advanced Technology

Like all Eurus products, the S8 is equipped with the feature packed intuitive touch-screen with built-in WaveOne single-file reciprocating system to shape the root canal completely from start to finish.

The Eurus range comes with WaveOne technology as a built-in factory option.



S8 Holder Type Vac-Pac



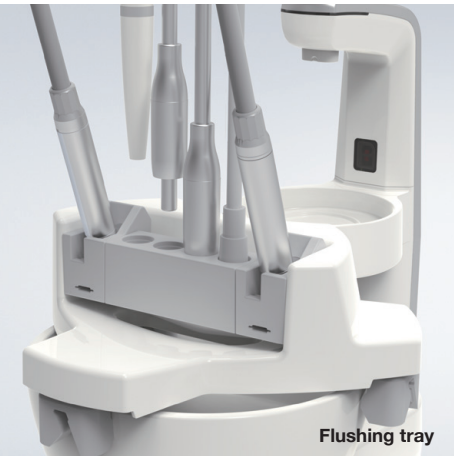
S8 Rod Swing Vac-Pac

Smart lighting & precision foot control

921 operating light
The 10 LED operating light delivers advanced natural light at any intensity you choose. Even if your hands or body obscure some of the LEDs, the full beam remains. The slender, circular light fitting is easy to move and simple to clean, with autoclavable light handles easily removed with a single lever action. In addition, the touchless sensor and stepless intensity control dial make it a joy to operate. The design complements the smooth lines of the whole unit as well.

Designed for easy cleaning

Thoughtful details
Everything is designed to assist with faster, easier and more thorough cleaning. Hygiene inside the dental unit is maintained by waterline flushing to assist with patient-friendly treatment. As an environmentally friendly option, the unit can be supplied with an Amalgam Separator, which helps minimise everyday maintenance.



Easy movement
The light balance arm and head allows precise positioning across three axes. The arm covers a wide area, including the maxillary and mandibular areas of the patient, ensuring perfect illumination at all times. There's also an optional patient viewing mirror.

Comprehensive foot control
The foot controller is compact and highly functional, allowing the coolant water, spray air and chip-blower for the handpiece to be turned on and off while keeping both hands free. The precision electronic controls also ensure accurate turbine speed at all times. To reposition the unit, just slip your foot under the integrated handle – there's no need to use your hands.

Sideways operation
A new press and slide foot controller gives a more refined control of the handpieces. The maximum rpm can be set for the handpiece by using the touch-screen in a quick and intuitive manner.

Stalk controls
The stalk controls are integrated within the base of the chair and are again easily controllable with your foot. They feature pre-set positioning options and manual fine-tune positioning plus one-touch cancel.

Safety cut-out switch
A safety cut-out switch is located inside the kick plate of the pantograph base. This immediately stops and rises the base of the chair when activated.

Autoclavable holder & handles
The dentist and assistant instrument holders can be detached and autoclaved for cleaning. The operating light handles are supplied in sets of three, ensuring there is no delay between patients. In addition, the surface mat is removable.

Cuspidor access
The sliding cuspidor cover facilitates easy filter access for daily maintenance.

Rod holder
The roller assembly of the rods on the Eurus S1 and S8 Rod Type can be easily dismantled for better hygiene control.

Flushing tray
Fitting all Eurus ceramic bowls, this tray enables easy daily flushing and draining of retained water within the handpiece water lines.

Removable bowl
The ceramic bowl can easily be detached for cleaning.

Eurus Swivel Chair

- > Stylish and comfortable
- > Fully adjustable
- > Effortlessly practical
- > Standalone chair

Flexible comfort

The hydraulic mechanism ensures smooth and quiet adjustment of all moving parts. The new twin-axis headrest system can be fine-tuned in increments of 7.5 degrees across a wide spectrum, ensuring all patients from small children to tall adults are comfortable.

Practical armrests

The armrests are designed with a length and shape that makes it easy for patients to hold. The side-rotating mechanism helps elderly or disabled patients, as well as wheelchair users, to sit and to get out of the chair with ease. They can also use the armrests to support their weight.



Hands-free operation

The chair movements are controlled solely with your foot. It swivels over a radius of 210 degrees, with cable-free base rotation and there's an auto-return feature plus programmable positions. The last-position memory function makes operation quick and easy when patients need to rinse before returning to their precise treatment position.

Robust construction

The Eurus Swivel Chair has a maximum safe working patient weight of 165kg (IEC60601-1 / ISO 6875).



Attractive and hygienic

The chair features a new-style backrest cushion and new-look vinyl upholstery, with a choice of standard, soft and luxury finishes. There's also a wide colour range to choose from. As always, whatever style you choose, we've ensured everything is easy to keep clean.

Hygiene & Care Products

In order to ensure the longevity of your treatment centre, we highly recommended the following hygiene & care range:

B100 Upholstery Cleaning & Care

For upholstery cleaning & care

B300 Surface Disinfectant

For disinfection of surfaces in line with surgery usage

B700 DUWL Daily Maintenance

The perfect solution for your daily waterline maintenance

B900 DUWL Periodic Shock & Test Treatment

The essential kit to test the state of your biofilm build-up



For further information, visit:
belmontdental.co.uk



SALES

LONDON & SOUTH EAST

Eugene O'Malley **T:** 0771 097 9668

MIDLANDS, SOUTH WEST, NORTHERN & SOUTHERN IRELAND

Barry Hunt **T:** 0771 526 3587

NORTHERN ENGLAND & SCOTLAND

Mark Harris **T:** 0786 053 5968

Takara Belmont (UK) Ltd

London Head Office & Showroom

Belmont House, One St. Andrews Way, Bow, London E3 3PA

T: 020 7515 0333

F: 020 7537 6102

E: dental@takara.co.uk

Manchester Showroom

7 Quays Reach, Carolina Way, Salford, Manchester M50 2ZY

T: 0161 743 9992

All showroom visits by appointment only

Belmont

Perfecting the art of dentistry
