

Dental Equipment

November 2021

Made by hand and mind, in Japan



belmontdental.co.uk



A full-page background image of a clear, vibrant blue sky filled with various sizes of fluffy white cumulus clouds. The clouds are scattered across the frame, with a large, prominent one in the upper left and another large one in the lower center.

 **Belmont**

Beautiful, Healthier Lives

Belmont's innovations for dentistry stem from a long and withstanding heritage in the fulfilment of the human need for comfort and desire for beauty. Across the globe, this desire is deepening.

Contents

| | |
|----|---|
| 6 | Made by hand and mind, in Japan |
| 8 | Future Treatment Centres |
| 10 | Cleo II |
| 18 | Packages, 'Flexible' systems and compatible equipment Features and options |
| 20 | tbCompass |
| 28 | Packages, 'Flexible' systems and compatible equipment Features and options |
| 30 | Voyager III |
| 38 | Packages, 'Flexible' systems and compatible equipment Features and options |
| 40 | Traditional Treatment Centres |
| 42 | Eurus S1 |
| 46 | Eurus S1 Holder Type |
| 48 | Eurus S1 Continental Rod Type |
| 50 | Eurus S1 'Flexible Delivery' System |
| 52 | Your Workflow Your Way |
| 54 | Flexible Delivery Systems |
| 56 | Mobile Cart & Module delivery systems |
| 58 | Modular and mobile equipment, and compatible 'Flexible' packages Features and options |
| 60 | Dental Chairs |
| 62 | 055/050 Clair chairs |
| 66 | Progres and Clesta II chairs |
| 68 | Eurus Swivel chair |
| 69 | Models and compatible equipment Features and options |

| | |
|-----|--|
| 70 | Working More Precisely |
| 72 | Operating Lights |
| 74 | We define ‘well-defined’ |
| 76 | 900 LED Series |
| 78 | 300 LED Series |
| 80 | Models and mounting options Features and options |
| 82 | Intra-Oral X-Ray Units |
| 84 | Touchscreen or keypad operation |
| 86 | Belmont Touch |
| 88 | 097 Belray II |
| 90 | Packages and models Features and options |
| 92 | Dental Stools |
| 94 | Saddle |
| 96 | Operators’ stools |
| 98 | Assistants’ stools |
| 100 | Choice for Operators and Assistants |
| 102 | Hygiene & Care Products |
| 104 | Treatment centre summary & key technical information |
| 114 | 5 year warranty |
| 116 | OPEN – Showrooms |



この台車は配膳専用台車です。作業台車と
ビッキング日 4/23
組立日 4/24
機種 (株) 5L-1C
台数 2台

Pictured: Mr. Atsushi Otani (大谷 篤), Chair Assembly group, Production division, Takara Belmont factory in Osaka

Made by hand and mind, in Japan

Since 1921 in Osaka, Japan, Takara Belmont has been casting metals for chairs. Almost one hundred years on, still in Osaka, we manufacture every piece of every chair and light or x-ray unit we deliver to market.

The provenance of our product is thus unquestionable, and the high quality of our products is maintained by the familiarity of eye, hand and mind that comes with our loyal workers. This gives us peace of mind before it gives you peace of mind.

For our long-standing factory managers, the tireless metalworkers and dedicated assembly-line technicians, the factory is a workplace where minds are relaxed and spirits are devoted.

Future Treatment Centres

In the dental industry, where 86.7%¹ of all Operators and Assistants suffer from MSDs², Belmont believe there is a healthier way to work.

Belmont's advancement of Below-the-Patient delivery system ergonomics realises a greater efficiency of time, space and energy. A level of console versatility yet unseen where your every task becomes easier; less reaching, a new calmness and the clearest lines of communication. This is what we strived for, a better daily operation for all.

Cleo II | tbCompass | Voyager III | Eurus S1



¹Ohlendorf D, Erbe C, Hauck I, Nowak J, Hermanns I, Ditchen D, Ellegast R, Groneberg D. (2016) Kinematic analysis of work-related musculoskeletal loading of trunk among dentists in Germany. *BMC Musculoskeletal Disorders*, 17(1). | ²MSD, Musculoskeletal Disorder

Pictured: Mr. Tadashi Genno (源野 忠), Light Assembly group, Production division, Takara Belmont factory in Osaka



Cleo II

Key features of the range:

- Below-the-Patient swing-arm delivery system
- Folding and extending legrest chair
- Preparation zone
- Rotating cuspidor
- Flexible delivery options
- Air and Electric versions
- Available with Seamless or Luxury upholstery
- Standard, Ultrasoft and Ultrasoft Pro fabric options
- Upgradeable Operator's console functionality



Cleo II 'Surgery System'

Work unobstructed from the front, side or behind the Patient

Luxury Upholstery in Sassy (Ultrasoft fabric)



Maximised workflow and a greater variety of operation
are the key achievements of the Cleo II treatment centre. An inclined
Cleo II chair is a very gentle welcome to any Patient entering the
surgery and enables the most pleasant consultation position possible.

12-13
Cleo II



Operator console key features:

4 programmable Operator settings

First-priority handpiece selection

'E' version additional features:

Digital display and timer

Preset micro-motor

Torque control with Auto-Reverse

2 fibre-optic turbine hoses

Below-the-Patient delivery system



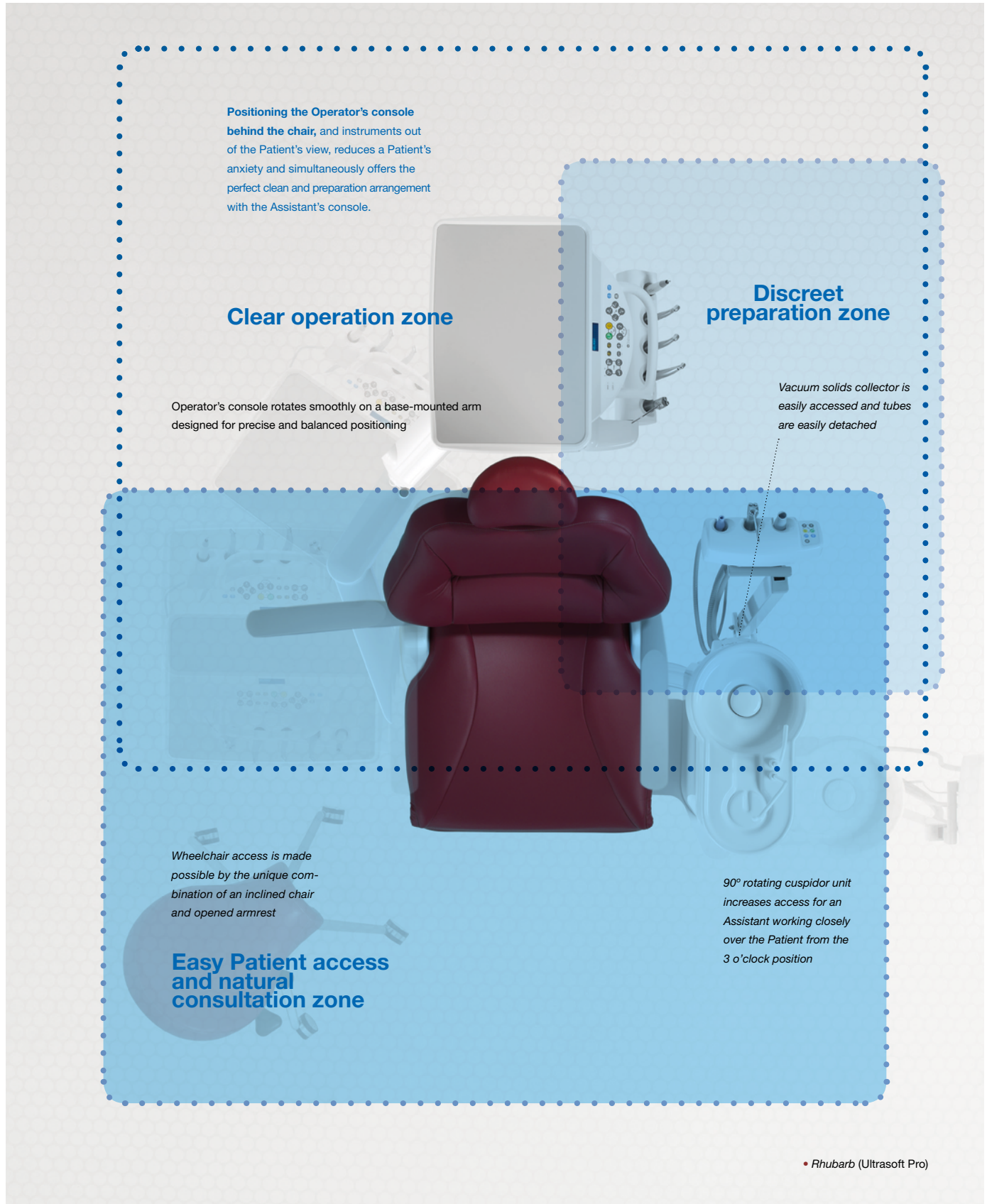
900 LED Series

• Pine Cone (Ultrasoft)

Cleo II 'Surgery System'

Permits multiple dental disciplines with optimised Operator comfort

Folding legrest and detachable, foldaway armrest for perfect Patient entry and exit



Control and precision are the prerequisites of the Cleo II.

The Operator's console rotates smoothly on a compact, base-mount enabling an Operator easy access between the 9 and 1 o'clock positions. Hygiene-conscious at every point, the Cleo II is designed to perform in the most demanding dental surgery environments.

14-15

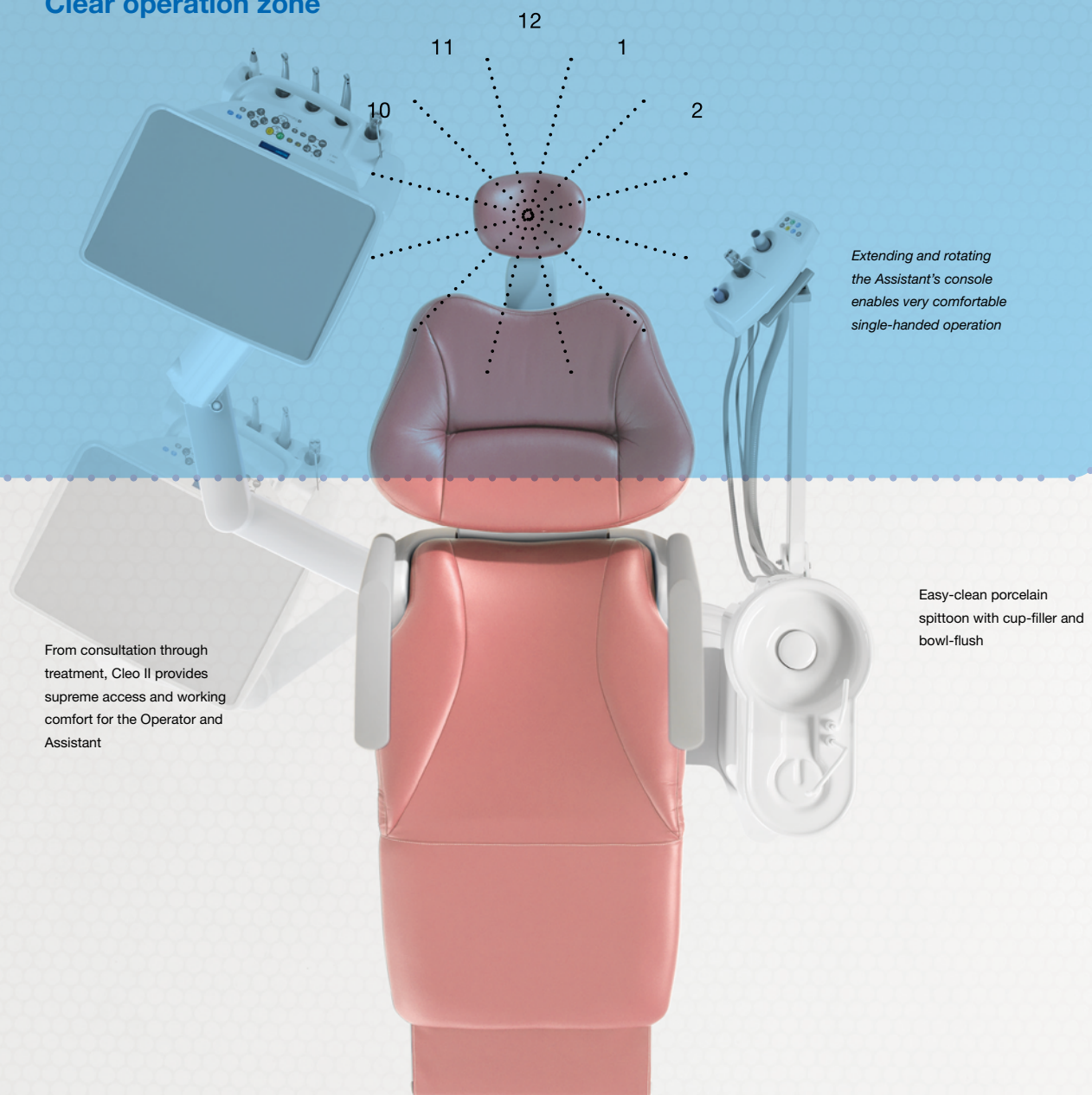
Cleo II



Equally comfortable single- and four-handed operation

Comfortable single- and four-handed working positions with excellent versatility of the Operator's and Assistant's consoles.

Clear operation zone



Extending and rotating the Assistant's console enables very comfortable single-handed operation

Easy-clean porcelain spittoon with cup-filler and bowl-flush

From consultation through treatment, Cleo II provides supreme access and working comfort for the Operator and Assistant

Cleo II 'Flexible System'

Mobile configurations to suit any Practice
and the flexibility of Air and Electric versions
to fulfil individual preferences

Patient-friendly, synchronised chair

'Flexible System' key features:

Chair:

- Folding and extending legrest with safety feature
- Chair preset positions
- Twin-articulating headrest
- Lumbar support
- Foldaway, detachable armrests (both sides)
- Integrated foot control stalks

Cuspidor:

- 90° rotatable
- Assistant's console
- Assistant 3-way autoclavable syringe
- Easily-detached HV and saliva ejector tubings
- Porcelain cuspidor bowl
- Automatic bowl-flush and cup-filler
- Bottled water system
- Chair preset controls



Chair movements are
synchronised

Ultra-slim backrest improves
Operator's working comfort

90° cuspidor rotation enables greater access to the Patient
during operation



*A folded legrest and foldaway
armrest ensures zero
obstruction to Patient entry
and exit*

Integrated foot control
stalks for chair movements
including two programmable
presets, Last-Position memory
and Auto-Return

Cleo's unique folding-extending chair occupies an unusually small footprint and provides unrivalled comfort, natural support and enhanced access for both Operator and Patient.

16-17
Cleo II



Uniquely compact and ideal flexibility



Clesta II 'M' and 'MC' A / E versions

Clesta II 'MC' key features:

- Air and Electric versions
- Smooth-running castors
- Height-adjustable
- Rotating and tilting instrument holder
- Foot control for instruments
- Tube-tidy and foot control plate
- Removable rubber mat



900 LED Series

Folding and extending
legrest

Clesta II 'MC'

- Coasta/ (Ultrasoft Pro)

Cleo II

Packages, 'Flexible' systems and compatible equipment

Package notes: Air (A) and Electric (E) versions available to all Cleo II treatment centre packages

Cleo II treatment centre packages

'Surgery System'



Chair, Operator's table and cuspidor with Assistant's console

'Flexible System'



Chair and cuspidor with Assistant's console

Cleo II compatible modular & mobile delivery systems

Clesta II 'MC' (A)



Air version

Clesta II 'MC' (E)



Electric version

Clesta II 'M' (A)



Air version

Clesta II 'M' (E)




Electric version

Voyager III 'MC' (A)



Air operation

Voyager III 'M' (A)



Air operation

LED operating light options

900 LED Series



10 LEDs

300 LED Series



5 LEDs

Cleo II

Features and options

18–19

Cleo II

Below-the-Patient delivery system

Base-mounted delivery arm



Holder type



4 handpiece outlets

'Flexible' systems and bespoke delivery options



Cleo II 'Flexible System' & Clesta II 'MC'



Clesta II 'M'

Operator's table & console options

Electric version with upgrade options



Easy-clean surfaces with single-piece membrane securing the console

Air version



Easy-clean surfaces with single-piece membrane securing the console

Rectangular, Below-the-Patient table



Autoclavable removable rubber mat

Chair features

Twin-articulating headrest



Ultra versatile movements operated by one hand, fitting for various Patient heights including small children

Synchronised, smooth, near-silent chair movements



Cuspidor features

Spittoon



Hygiene-conscious, easy-clean cuspidor and spittoon

Assistant's console



Single-piece membrane securing the console

Upholstery options

Luxury upholstery



Available with Ultrasoft Pro or Ultrasoft fabric

Seamless upholstery



Available with Ultrasoft Pro, Ultrasoft or Standard fabric

Operating light mounting options

900 LED Series light as example



Unit-mounted for Cleo II



Ceiling-mounted with pole length options



tbCompass

Key features of the range:

- Ambidextrous
- Below-the-Patient swing-arm delivery system
- Preparation zone
- Vac-Pac System option
- Flexible delivery options
- Air and Electric versions
- Available with Seamless or Luxury upholstery
- Standard, Ultrasoft and Ultrasoft Pro fabric options
- Air operating system
- Upgradeable Operator's console functionality



tbCompass 'Surgery System'

Ambidextrous, equipped and
efficiency focussed

Luxury Upholstery in Persian Green (Ultrasoft Pro fabric)

Extremely versatile ambidextrous treatment centre



The willing versatility of the Operator's and Assistant's consoles ensures comfortable single- and four-handed working positions, and further permits various, useful operation and preparation zones.



Operator console key features:

4 programmable Operator settings

First-priority handpiece selection

'E' version additional features:

Digital display and timer

Preset micro-motor

Torque control with Auto-Reverse


2 fibre-optic turbine hoses



tbCompass 'Surgery System'

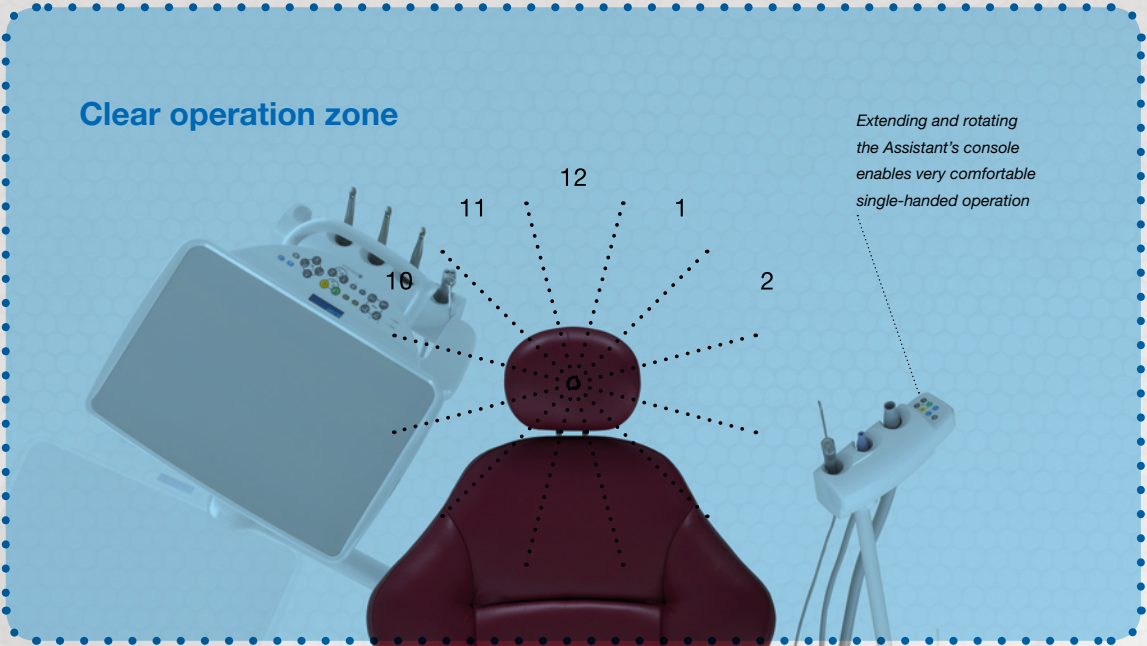
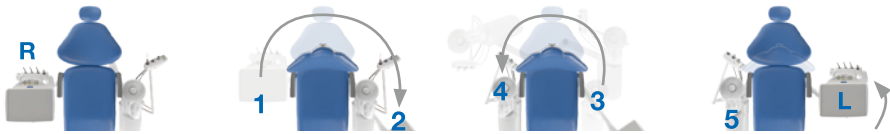
From consultation through treatment, enjoy supreme access and working comfort for the Operator and Assistant

Ambidextrous treatment centre



To begin, raise and incline chair and release cuspidor locking pin. Swing the table and cuspidor round to opposite sides and **finally**, position the cuspidor and secure cuspidor locking lever.

Ambidextrous changeover takes 60 seconds >



Operator's console rotates smoothly on a base-mounted arm designed for precise and balanced positioning

Extending and rotating the Assistant's console enables very comfortable single-handed operation

180° rotating spittoon with cup-filler and bowl-flush

Easy-clean, detachable cup-filler holder, porcelain spittoon bowl and vacuum tubes

tbCompass Flexible Options

'Vac-Pac System' and a compact package with modular equipment

tbCompass 'Vac-Pac System'

Ambidextrous treatment centre

Quick-disconnect tubings



Vac-Pac unit key features:

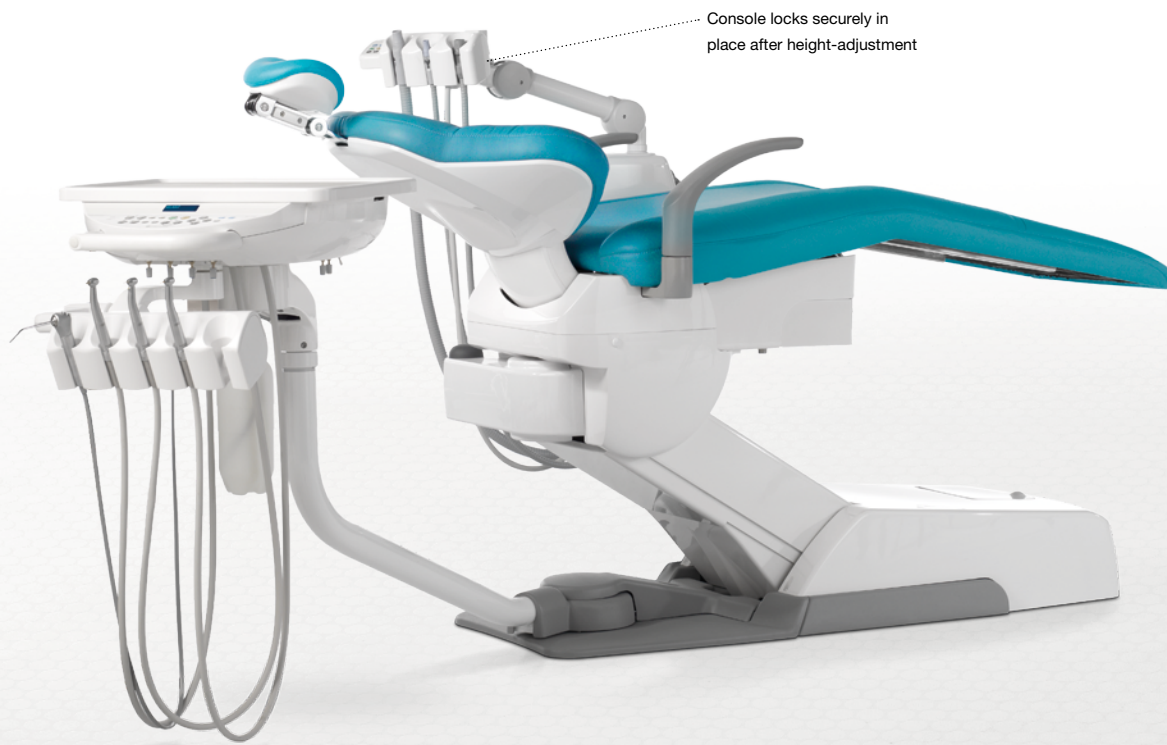
- Height-adjustable and extendable Assistant's Console
- Easy-access detachable filter
- Assistant's Console with chair and light controls
- Autoclavable HVE
- Saliva ejector
- Spittoon funnel connection

Vac-Pac unit optional features:

- 3-Way Syringe
- Handheld spittoon funnel

Once disconnected from the main unit, disposal of the filter is a simple, hygienic task of pushing through the retaining rod

Ample access for an Assistant working closely over the Patient from the 2-5 o'clock position



Console locks securely in place after height-adjustment

tbCompass package options are especially broad, offering the ultimate configuration flexibility to suit any Practice and procedure. A 'Vac-Pac System' can save a surgery significant space on the Assistant-side, where the 'Flexible System' compacts on the Operator's side. A choice of Electric or Air versions complete the options available.



tbCompass 'Flexible System' & Clesta II 'MC'

Ambidextrous treatment centre

Clesta II 'M' A / E versions

'Flexible System' key features:

Chair:

- Twin-articulating headrest
- Chair preset positions
- Rotating armrests (both sides)
- 8-way foot control

Cuspidor:

- Ambidextrous, 90° rotatable
- Easily-detached porcelain cuspidor bowl with 180° rotation
- Assistant's console
- Assistant 3-way autoclavable syringe
- Easily-detached HV and ejector tubings
- Automatic bowl-flush and cup-filler
- Chair preset controls

Expansive, unobstructed
Operator access

900 LED Series

Clesta II 'MC'

- Schooner (Ultrasoft)



tbCompass

Packages, 'Flexible' systems and compatible equipment

Package notes: Air (A) and Electric (E) versions available to all tbCompass treatment centre packages

tbCompass treatment centre packages

'Surgery System'



Chair, Operator's table and cuspidor with Assistant's console

tbCompass 'Flexible' treatment centre packages

'Vac-Pac System'



Chair, Operator's table and Vac-Pac system

'Flexible System'



Chair and cuspidor with Assistant's console

'Flexible Dr System'



Chair and Operator's table

tbCompass compatible modular & mobile delivery systems

Clesta II 'MC' (A)



Air version

Clesta II 'MC' (E)



Electric version

Clesta II 'M' (A)



Air version

Clesta II 'M' (E)



Electric version

Voyager III 'MC' (A)



Air operation

Voyager III 'M' (A)



Air operation

LED operating light options

900 LED Series



10 LEDs

300 LED Series



5 LEDs

tbCompass

Features and options

Below-the-Patient delivery system

Base-mounted delivery arm



Holder Type



4 handpiece outlets

'Flexible' system and bespoke delivery option



tbCompass 'Flexible System'
& Clesta II 'MC'

Operator's table & console options

Electric version with upgrade options and Air version



Easy-clean surfaces with single-piece membrane securing the console

Rectangular, Below-the-Patient table



Autoclavable removable rubber mat

Vac-Pac option

Features on tbCompass 'Vac-Pac System'



Cuspidor features

Hygiene-conscious, easy-clean cuspidor and spittoon



Assistant's console



Single-piece membrane securing the console

Spittoon options

Porcelain



Supplied as standard

Blue glass



Green glass



Pink glass



Optional, in lieu of Porcelain bowl

Upholstery options

Luxury upholstery



Available with Ultrasoft Pro or Ultrasoft fabric

Seamless upholstery



Available with Ultrasoft Pro, Ultrasoft or Standard fabric

Operating light mounting options

900 LED Series light as example



Chair-mounted for tbCompass



Ceiling-mounted with pole length options



Voyager III

Key features of the range:

Below-the-Patient swing-arm delivery system
Ambidextrous
Preparation zone
Flexible delivery options
Seamless upholstery
Standard, Ultrasoft and Ultrasoft Pro fabric options
Air operating system
Upgradeable Operator's console functionality



Voyager III 'Surgery System'

Ambidextrous, hygiene-conscious
and simple to operate

Seamless Upholstery in Sonora (Ultrasoft fabric)



The central pivot design enables the very easy changeover procedure and provides 100% equality for left- and right-handed Operators. The simplicity of this elegant solution also allows the table to be positioned behind a Patient for discretion or cleaning and preparation.



Ambidextrous treatment centre

Base-mounted arm provides full Operator access from 9-3 o'clock

Operator's table key features:

- Air operation
- Control panel for chair movements
- Easy-clean surfaces
- Height-adjustable
- Removable steel tray and rubber mat

Control chair movements and instruments at the foot controls. Voyager III is an uncluttered, simple and reliable working partner which allows the Operator full control with the option of mounting a control panel on the Operator's console.

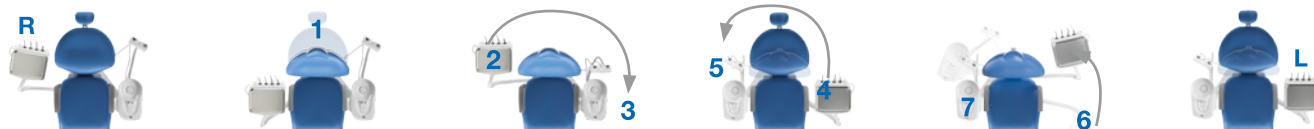
300 LED Series



• Aldo Blue (Standard)

Voyager III qualities

High value ambidextrous workflow-efficiency for Dentists and Hygienists



To begin, raise and incline chair and release cuspidor locking pin

Finally, position cuspidor and secure cuspidor locking pin

Swing table and cuspidor round to opposite sides

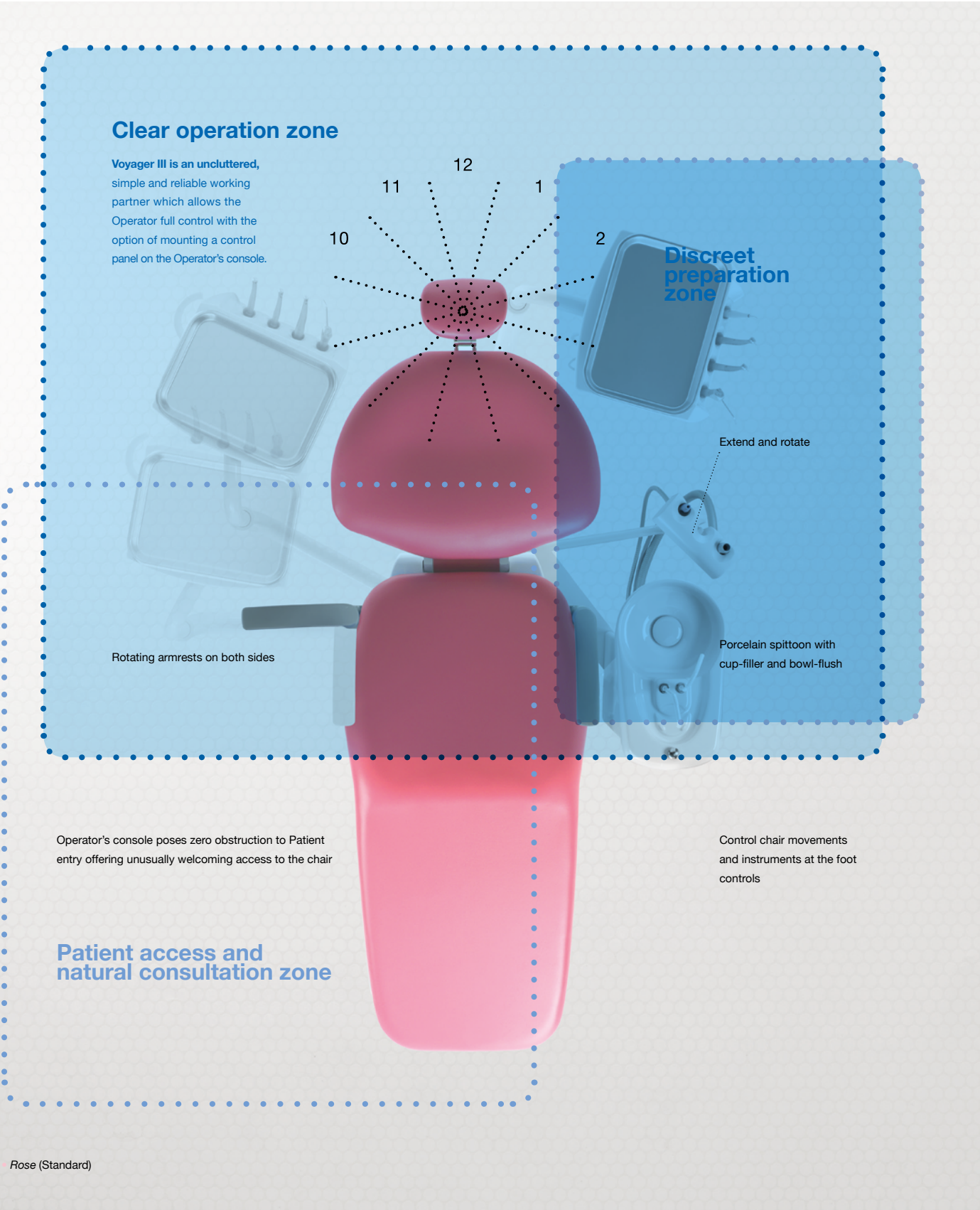
The cuspidor passes inside the console

Both the Operator's console and cuspidor easily rotate around the chair on centralised pivots below the backrest

60 second changeover requires no tools, no particular strength or technique and results in identical conditions for left- and right-handed Operators.

Voyager III 'Surgery System' right-handed set up

Ambidextrous treatment centre



Voyager III 'Flexible SP'

Clutter-free, easy-clean packages
for specialist preferences

Ambidextrous treatment centre

Lowered chair and opened armrest pose an easy entry

'Flexible System' key features:

Chair:

- Twin-articulating headrest
- Lumbar support
- Chair preset positions
- Swing-out armrests (both sides)
- 8-way foot control

Cuspidor:

- Ambidextrous, 90° rotatable
- Porcelain spittoon bowl
- Manual cup-filler and bowl-flush
- Assistant's console
- Detachable high-volume evacuator and saliva ejector
- Detachable solids collector



*Obstruction-free zone for
easy entry and exit*



ic-DF

• Laurel (Ultrasoft Pro)

The epitome of Operator-friendliness, with equal left- and right-handed compatibility, the simplicity of Voyager III is a blessing. Space-saving and highly efficient, the 'Flexible SP' package allows you to choose the delivery system most fitting to your Practice and your working method.

36–37
Voyager III



Voyager III 'M'

Voyager III 'MC' key features:

- Air operation option
- Smooth-running castors
- Height-adjustable
- Foot control for instruments
- Tube-tidy and foot control plate
- Removable stainless steel tray

Voyager III 'MC'



300 LED Series

Voyager III

Packages, 'Flexible' systems and compatible equipment

Package notes: Air (A) operation on all Voyager III treatment centre packages

Voyager III treatment centre packages

Surgery System



Chair, Operator's table and cuspidor with Assistant's console

Flexible SP



Chair and cuspidor with Assistant's console

Voyager III compatible modular & mobile delivery systems

Clesta II 'MC' (A)



Air version

Clesta II 'MC' (E)



Electric version

Clesta II 'M' (A)



Air version

Clesta II 'M' (E)



Electric version

Voyager III 'MC' (A)



Air operation

Voyager III 'M' (A)



Air operation

LED operating light options

900 LED Series



10 LEDs

300 LED Series




5 LEDs

Voyager III

Features and options

Below-the-Patient delivery system

Base-mounted delivery arm



Central pivot delivers ambidextrous delivery

Holder Type



3 handpiece outlets

'Flexible' and bespoke delivery options



Voyager III 'MC'



Voyager III 'M'

Operator's table & console options

Air operation



Hygiene-conscious design and easy-clean surfaces

Operator's control panel option



For chair movements

Rectangular, Below-the-Patient table



Removable stainless steel tray

Chair features

Twin-articulating headrest



Ultra-versatile movements operated by one hand, fitting for various Patient heights including small children

Ultra-slim backrest



Cuspidor features

Porcelain spittoon



Assistant's console



Hygiene-conscious, easy-clean cuspidor, spittoon and Assistant's console

Upholstery options

Seamless upholstery



Available with Ultrasoft Pro, Ultrasoft or Standard fabric

Operating light mounting options

300 LED Series light as example



Chair-mounted for Voyager III



Ceiling-mounted with pole length options

Traditional Treatment Centres

Since the birth of dedicated dental equipment in the 1970s, we have been delivering the instruments over the Patient. As young as the industry is, this traditional method of delivery is longstanding enough for Operators to have become accustomed and entrenched.

For Operators who prefer the Continental method or standing position during operation, Belmont's Over-Patient treatment centre designs are the ideal partner.

Eurus S1



Pictured: Mr. Eiichi Moriuchi (森内 英一), Preparation group, Production division, Takara Belmont factory in Osaka



Eurus S1

Key features of the range:

Improved 200Kg patient lifting capacity

Twin-articulating headrest with more precise positioning and lighter movement

Integrated chair foot stork controls

Right & left handed configuration to suit the operator

Over-patient and flexible delivery options

Powerful intuitive touch screen with advanced instrument control, plus WaveOne technology

The Eurus S1 'A' type now has three fibre optic out-lets as standard

High volume evacuator complete with a ball joint for greater ease of operation

Water bottle low level and chair movement lock indicators

Designed for superior hygiene control with autoclavable operator handle cover, handpiece holders, assistant console and unit tray silicon mats, plus operating light handles are removable, autoclavable and supplied in sets of three

All cuspidors are fitted with a Durr spittoon valve as standard

Upgradeable operators console functionality

A wide range of chair upholstery colours to choose from

See our dedicated Eurus S1 brochure for further information.

Eurus | S1

Introducing the next level



Eurus S1

New series.
Fresh narrative.
Next level.

Luxury Upholstery in Bayou (Ultrasoft fabric)



The Eurus range takes Belmont onto a whole new level.

44-45

Eurus S1

Comprising the Eurus S1 Holder Type, the Eurus S1 Continental Rod Type, and the Eurus Flexible Delivery System, each combines style with practicality. Innovative design features include a powerful, intuitive touch-screen, integrated chair foot controls and flexible lighting, all designed to maximise control, convenience and hygiene.



Eurus S1

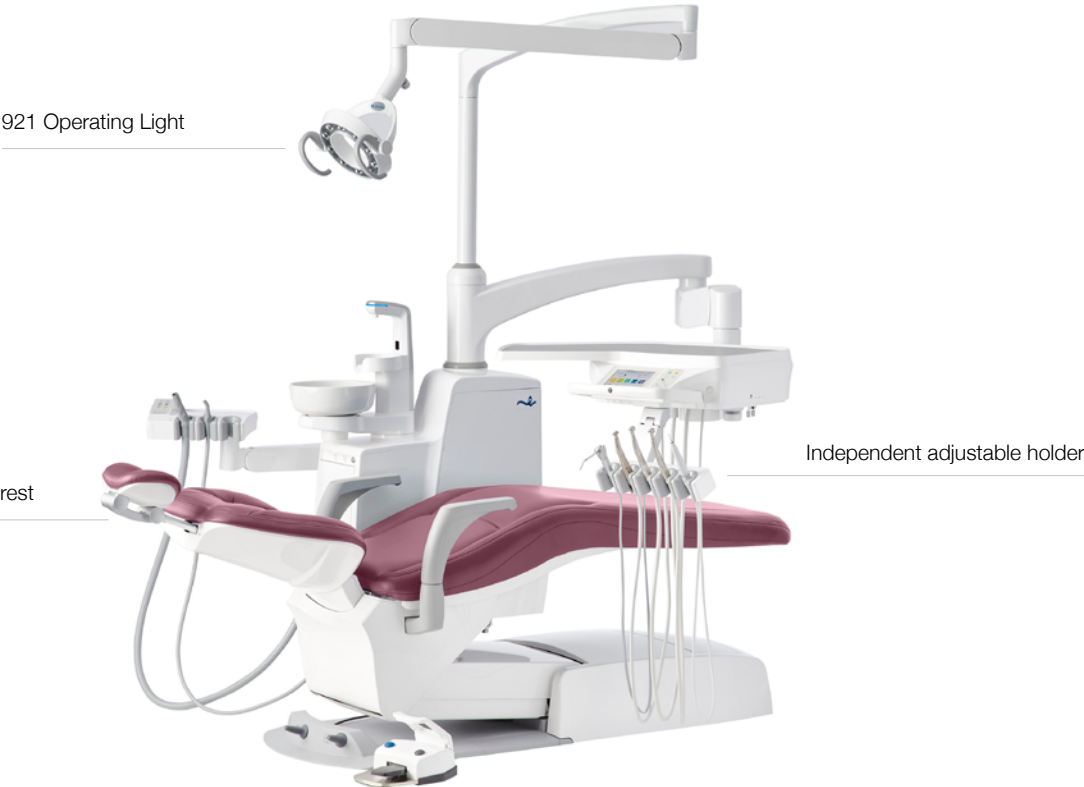
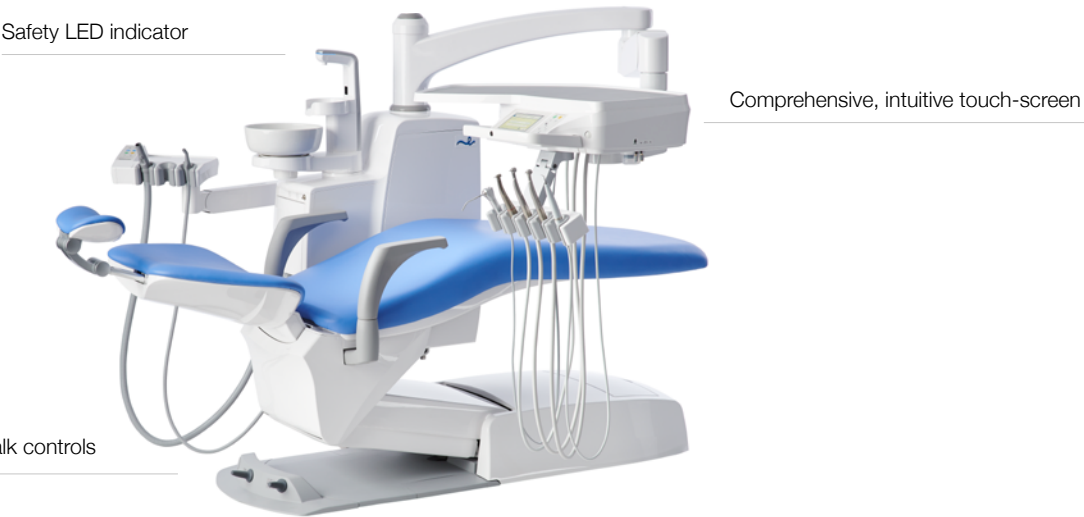
Holder Type.

See our dedicated Eurus S1 brochure for further information.



The Eurus S1 Holder Type provides flexibility and innovation.

The over patient counter balanced arm presents the table perfectly and needs very little effort to move, whilst the handle is designed for an easy grab-and-move motion.



Eurus S1

Continental Rod Type.

See our dedicated Eurus S1 brochure for further information.



The Eurus S1 Continental Rod Type brings delivery perfection.

48-49

Eurus S1

Opting for this treatment centre improves flexibility and makes it possible to pick up a handpiece and start treating the patient straight away without the need for repositioning.

Assistant holder extends and rotates



Weight reducing roller guide

Water level indicator



Comprehensive new foot control

Ergonomics & style in perfect harmony



Lightweight design reduces fatigue

Eurus S1

'Flexible Delivery' System.

See our dedicated Eurus S1 brochure for further information.



The Eurus S1 Flexible Delivery offers extra mobility.

Combine your left or right hand configuration S1 chair and fixed cuspidor with either a mobile cart or cabinet mounted module delivery system.



Intelligent touch screen with pre-set functions



Your Workflow Your Way

Belmont's range of standalone, modular and mobile equipment is comprehensive and permits several versatile combinations of separate elements.

A long heritage in chair design is a prerequisite for the deepest understanding of chair ergonomics – and Belmont has long-excelled in this regard. Upon that foundation we developed our understanding of the dentistry styles in use around the world and ultimately the very personal preferences for and practice needs of flexible products.

Dental chairs with fixed spittoon and optional mobile carts, cabinet modules and operating lights



Pictured: Mr. Hirohisa Nakao (中尾 博久), Chair Assembly group, Production division, Takara Belmont factory in Osaka



Flexible Delivery Systems

Key features of the range:

- Unit-mounted light options
- Mobile and Module delivery options
- Air and Electric versions
- Upgradeable Operator's console functionality



Modules and Mobile Carts

A delivery system to suit you and the workflow of your Practice

Voyager III 'MC'

Voyager III 'MC' key features:

- Air operation
- Smooth-running castors
- Height-adjustable
- Foot control for instruments
- Tube-tidy and foot control plate
- Removable stainless steel tray



Cabinet mounted module

Adjustable table height 600–880mm



One three-way syringe and three handpiece outlets

The space-conscious and friendly delivery system compatible with any standalone chair or Belmont 'Flexible' treatment centre package.



Clesta II 'MC'

Cabinet Module options – with horizontal or Hi-lo arm

Clesta II 'MC' key features:

- Air and Electric versions
- Smooth-running castors
- Height-adjustable
- Rotating and tilting instrument holder
- Foot control for instruments
- Tube-tyd and foot control plate
- Removable rubber mat



'A' version console

Adjustable table height 671–911mm

'E' version console features:

- Digital display and timer
- Preset micro-motor
- Torque control with Auto-Reverse
- 2 fibre-optic turbine hoses



One three-way syringe and four handpiece outlets

Flexible Delivery Systems

Modular and mobile equipment,
and compatible 'Flexible' packages

Modular & mobile delivery systems

Clesta II 'MC' (A)



Air version

Clesta II 'MC' (E)



Electric version

Clesta II 'M' (A)



Air version

Clesta II 'M' (E)



Electric version

Voyager III 'MC' (A)



Air operation

Voyager III 'M' (A)



Air operation

'Flexible' treatment centre packages

Cleo II Flexible System



Chair and cuspidor with Assistant's console

tbCompass Flexible System



Chair and cuspidor with Assistant's console

Voyager III Flexible SP



Chair and cuspidor with Assistant's console

Flexible Delivery Systems

Features and options

58–59

Flexible Delivery Systems

Mobile Cart & Module console features

Electric version with upgrade options



Easy-clean single-piece membrane control panel and digital display

Air version



Easy-clean single-piece membrane control panel

Mobile Cart features

Easy and tidy operation



Handle can be mounted for left- or right-hand use



Stainless steel tube-tidy plates

Foot controls

For chair movements



For instruments



Upholstery options

Seamless upholstery



Available in Ultrasoft Pro, Ultrasoft or Standard fabric

Luxury upholstery



Available in Ultrasoft Pro or Ultrasoft fabric

LED operating light options

900 LED Series

300 LED Series



10 LEDs



5 LEDs

Operating light mounting options

900 LED Series light as example



Chair-mounted for tbCompass, unit-mounted for Cleo II, Clesta II and Voyager III



Ceiling-mounted with pole length options



Dental Chairs

Key features of the range:

Available with Seamless or Luxury* upholstery
Standard, Ultrasoft and Ultrasoft Pro fabric options
Folding, extending legrest or fixed seat options
Chair rotation (Progres)
Twin-articulating headrest
Power headrest (055 Clair)
Ultra-slim backrest designs
Synchronised, near-silent chair movements
Double-density cushioning
Foldaway/rotating and detachable armrests
Foot controls for chair movements

* Luxury Upholstery is not available with Progres or Voyager III chairs



055/050 Clair chair

Inviting and comfortable from
consultation through operation

Luxury Upholstery in Lagoon (Ultrasoft fabric)



The very compact footprint and folded legrest of the Clair chair combine to pose the most welcoming and accessible Patient entry possible. Folding back the armrest and lowering the chair makes it easy for almost anybody to take their seat in Clair.



Patient-friendly chair offering the most pleasant consultation position possible

Clair chair key features:

- Folding and extending legrest with safety feature
- Headrest options
- Ultra-slim backrest
- Lumbar support
- Foldaway, detachable armrests
- Integrated foot control stalks
- Chair preset positions
- Luxury and Seamless upholstery options



Lumbar support and double-density cushioning increase comfort for Patients during extended treatments

Foldaway, detachable armrests on both sides

Folding and extending legrest enables the easiest Patient entry/exit via the front or either side of the Clair chair

Wheelchair access from either side of the chair is increased by Clair chair's unique combination of an inclined chair and opened armrest

055/050 Clair chair

Uniquely ideal all-round comfort



Ultra-slim backrest design with twin-articulating headrest



050 Clair
with twin-articulating headrest




Ultra-slim backrest improves
Operator's working comfort

Folding and extending legrest
safety feature ensures that
the legrest retracts if contact
is made with any object

Integrated foot control stalks for chair movements including
two programmable presets, Last-Position memory and
Auto-Return

The unique, folding and extending legrest provides unrivalled comfort and maximum Patient and Operator access within a very compact footprint. Chair movements are synchronised and smooth, reducing the anxiety and insecurity that is common among Patients.



Ultra-slim backrest design with power headrest

055 Clair
with power headrest



ic-DF
Operator's stool

055 model includes a third stalk for the power headrest

The telescopic base is a superior, elegant design solution for easy hygiene maintenance – smooth, white surfaces, with integrated foot controls

Progres and Clesta II chairs

Comfort class and contemporary design



Ultra-slim backrest design increases Operator access

Progres chair key features:

- 60° chair rotation
- Seamless upholstery
- Standard, Ultrasoft and Ultrasoft Pro upholstery fabric options
- Smooth, synchronised, near-silent chair movements
- Double-density cushioning
- Lumbar support
- Foot control for chair movements

Left and right rotation



Progres Chair

Left and right rotation offers some flexibility to Operators and improves access for all types of Patient, particularly when the chair is lowered

Twin-articulating headrest



Rotating armrests on both sides

High value, hardworking chairs with comfort features for both Operator and Patient. Ultra-slim backrests allow greater access for the Operator and the headrest is easy to reposition. Smooth, near-silent movements are reassuring, while double-density cushioning and lumbar support ensure a comfortable Patient.



Ultra-slim backrest with raised wings increase Operator access

Clesta II chair key features:

Seamless or Luxury upholstery option
Standard, Ultrasoft and Ultrasoft Pro upholstery fabric options
Smooth, synchronised, near-silent chair movements
Double-density cushioning
Lumbar support (Luxury Upholstery option)
Foot control for chair movements



Twin-articulating headrest

Clesta II Chair

Rotating armrests on both sides

Dental Chairs

Models and compatible equipment

Package notes: Clesta II Pedestal Cuspidor is compatible with all standalone chairs

Standalone dental chairs with folding legrest
055/050 Clair



Luxury / Seamless upholstery options

Standalone dental chairs with fixed seat
Clesta II



Luxury / Seamless upholstery options

Progres



Seamless upholstery

Standalone dental chairs with folding legrest
Eurus Swivel



Luxury / Seamless upholstery options



Dental Chairs


Features and options

68–69

Dental Chairs

055 Clair's power headrest


Smooth, silent movements operated by the footstalk



Fitting for various Patient heights

Twin-articulating manual headrest

Ultra versatile movements operated by one hand

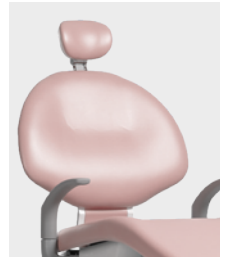



Fitting for various Patient heights including small children

Lumbar support

055/050 Clair


Progres



Clesta II chair, in Luxury Upholstery also features lumbar support


Upholstery fabric options

Standard fabric



Smooth-to-touch for easiest hygiene maintenance

Ultrasoft fabric



Soft-to-touch upholstery

Ultrasoft Pro fabric



Ink and denim resistant, antimicrobial, soft-to-touch upholstery

Modular & mobile delivery systems

Clesta II 'MC' (A)

Clesta II 'MC' (E)

Clesta II 'M' (A)

Clesta II 'M' (E)

Voyager III 'MC' (A)

Voyager III 'M' (A)



Air version



Electric version



Air version



Electric version



Air operation



Air operation

LED operating light options

900 LED Series

300 LED Series



10 LEDs



5 LEDs

Foot controls

For chair movements

For instruments

Eurus electronic foot control for accurate instrument operation with integrated lifting handle



Working More Precisely

Belmont's intelligent technologies and hygiene-conscious designs are brought to life by diligent assembly skills and thorough testing by familiar hands and the keenest eyes.

For the sake of a happy working environment the balance-arm ensures zero-drift during operation, delivering precision and stability to every light pattern and x-ray exposure.

900 LED Series | 300 LED Series |
Belmont Touch | 097 Belray II




Pictured: Ms. Yuki Mori (森 由紀), Production division, Takara Medical Company factory in Hyogo

Operating Lights

Key features of the range:

- LED options
- Shadowless light
- Touchless ON/OFF sensors
- Composite Safe Curing Mode
- Light intensity control
- Easy-clean, smooth surfaces
- Triple-axis head movement
- Zero-drift balance-arm
- Mounting options
- Retrospective-fitting option



Belmont defines 'well-defined'

The sharpest and whitest light pattern



900 LED Series delivers a natural white light at 5,000 Kelvin



Zero-drift balance-arm

85 x 155mm
rectangular light pattern,
at 650mm focal distance
delivers the whitest light
achievable

Light intensity is adjusted by stepless control on the 900 and 300 LED series. Increasing the distance slightly from the target will also dim and feather the light pattern. LED is 80% more energy-efficient than Halogen and has a 40,000 hour bulb life-expectancy.



Triple-axis head movement features on all Belmont lights



Even when the light head is positioned to the side of the target, a crisp, white light pattern can be achieved.

The light pattern feathers as the distance to target increases

D-handles ensure that re-positioning your light head is light work

900 LED Series

Cool, compact, lightweight, fluid operation



Balance-arm ensures zero-drift and precise positioning



Triple-axis head movement – rotation, swivel and tilt



900 LED Series lights offer a performance level that advances light quality and working comfort into the future. The slender, circular head is easy to move, very easy to clean and a joy to operate by the touchless sensor and stepless intensity control dial.



Maximum compactness improves sight lines between dental teams



Stepless control of light intensity between 4,000 and 35,500 Lux

900 LED Series key technical features:

- 10 LEDs
- White natural beam (5,000 Kelvin)
- 85x155mm light pattern at 650mm focal distance
- Composite Curing Safe Mode (at 5,500 Lux)
- Auto ON/OFF with preset chair positions

Ten LEDs are encased behind a single-piece cover preventing mist from entering the light head, reducing the maintenance required

Rotating Patient mirror
(option)



Forward-pointing D-handles maintain the 900's very compact form and enable re-positioning with a single finger during operation

Touchless sensor control eliminates infectious contact during operation and activates ON/OFF controls and Composite Safe Curing Mode

300 LED Series

Cool, neat, lightweight, fluid operation



Balance-arm ensures zero-drift and precise positioning



Triple-axis head movement – rotation, swivel and tilt



300 LED Series lights offer a performance level that advances working comfort into the future. The head is ambitiously lightweight and easy to move, easy to clean and a joy to operate by the touchless sensor and stepless intensity control dial.



Compactness improves sight lines between dental teams



Stepless control of light intensity between 3,100 and 28,000 Lux

300 LED Series key technical features:

- 5 LEDs
- White natural beam (5000 Kelvin)
- 85x155mm light pattern at 650mm focal distance
- Composite Curing Safe Mode (at 4,300 Lux)
- Auto ON/OFF with preset chair positions

Five LEDs are individually encased preventing mist from entering the light head, reducing the maintenance required



Forward-pointing D-handles maintain the 300's very compact form and enable re-positioning with a single finger during operation

Large touchless sensor switch activates ON/OFF controls and Composite Safe Curing Mode, eliminating infectious contact during operation

Operating Lights

Models and mounting options

Package notes: ¹ Maximum ceiling height 305cm in respect of a 100cm pole
(150cm pole optional for 355cm ceiling height)

LED operating light packages

900 LED Series

Models and compatibility:

901 LED post-mounted

902C LED ceiling-mounted¹

902CX LED ceiling-mounted for use with an x-ray unit

905 LED ceiling-track (for ceiling height post see current Price List)

920 LED unit-mounted for Cleo II and Clesta II

920LR LED chair-mounted for tbCompass

920LR LED unit-mounted for Voyager III

921 LED unit-mounted, only compatible with Eurus Series

300 LED Series

Models and compatibility:

301U LED post-mounted

302C LED ceiling-mounted¹

320LR LED unit-mounted for Voyager III



10 LEDs



5 LEDs

Operating Lights

Features and options

Touchless sensor switches

900 LED Series




300 LED Series




For 900 LED Series

Patient mirror option



Rotates and can be concealed from Patient view

921 LED for Eurux Series with autoclavable handles



Beam intensity range - 4,000 to 35,500 lux

Monitor mount

Integrated monitor mount



Available with all chair and unit-mounted packages

Intra-Oral X-Ray Units

Key features of the range:

- Safety-conscious technologies
- Zero-drift balance-arm
- Simple operation
- Digital and film compatible
- Adult/adolescent/child presets
- Manual override functionality
- Cone length options
- Rectangular Collimator
- Hand exposure switch
- DC X-Ray (Belmont Touch)
- Easy-clean, smooth surfaces
- Mounting options
- Retrospective-fitting option



Touchscreen or keypad operation

Flexible, instant and ultra simple

Keypad control panel for 097 Belray II

Control panel mounting option

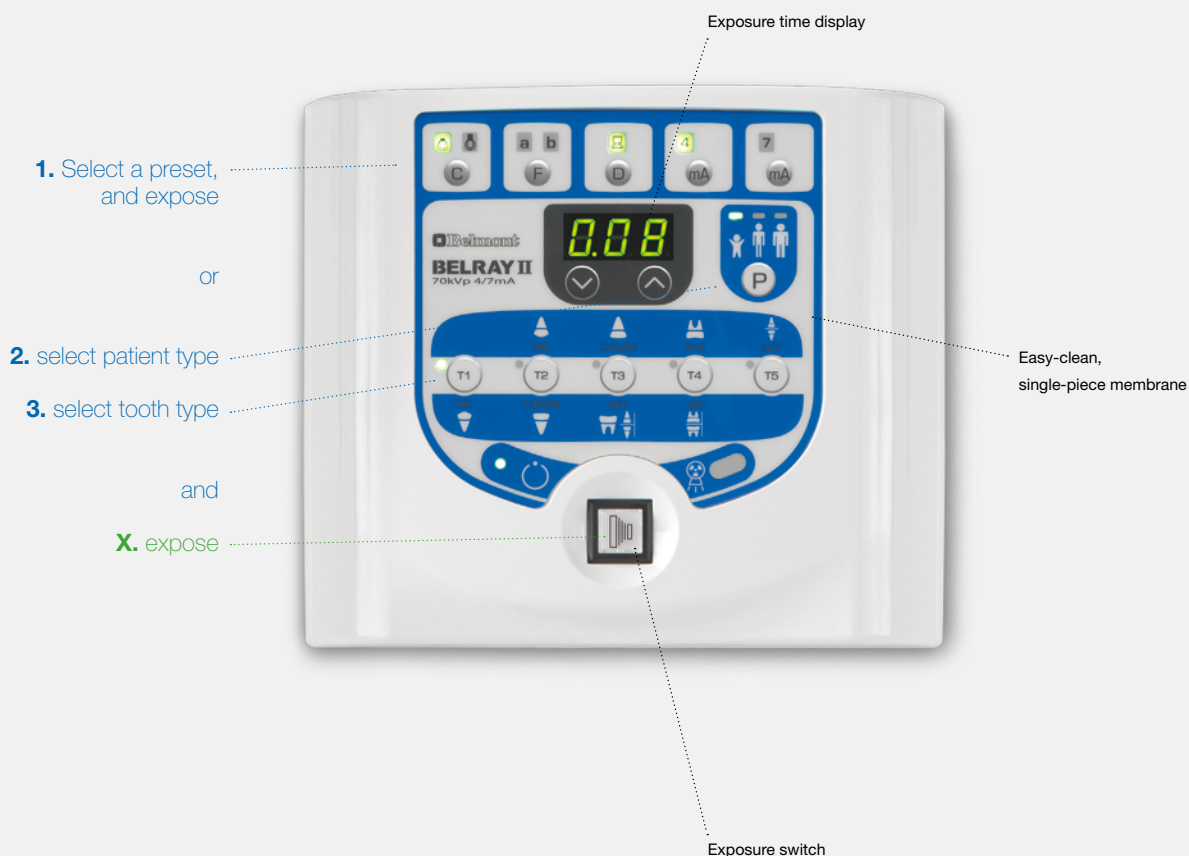


Keypad control panel key features:

Lockable keypad

Manual override

Easy-clean single piece membrane



Control panels can be mounted outside the surgery or on the power unit. Exposures can be activated using the control panel or handheld exposure switch which is available with all models.



Touchscreen control panel for Belmont Touch

Handheld exposure switch with extending cord

Touchscreen control panel key features:

- Lockable keypad
- Manual override
- Easy-clean glass screen

1. Select a preset, and expose
 2. select patient type; select tooth type and
- or
- X. expose



Easy-clean, glass screen

Exposure switch

Belmont Touch

Advanced DC x-ray with
touchscreen control panel



Touchscreen control panel

Sleep mode (example image)

Control panel can be mounted on the central power unit or
wall-mounted in an adjacent room with a hand exposure
switch for remote control



Intuitive, touchscreen technology
with logical interface design

Angle indicator

Elegantly compact head design
is lightweight (4kg) and easy to
position precisely

Technical: standard cone length provides a 'source to skin' distance of 203mm (longer cone options extends this to 305mm)

DC X-Ray with touchscreen control panel, compatible with all digital systems and film types, switches between digital and film at the push of a button. The Operator has greater control over the program and over-exposure error is easily avoided with an expansive range of exposure settings (0.01 to 3.2 seconds).



Belmont Touch 505-WK – wall-mounted

Zero-drift balance-arm positions precisely

Handheld switch for remote exposure

Belmont Touch key technical features:

- DC X-Ray
- Tube voltage 60kV or 70v v kV
- Tube current 4mA or 6mA
- Focal spot 0.4mm
- Exposure time 0.01 to 3.2 seconds
- Rectangular Collimator
- Lockable keypad
- Manual override

Illuminated ON/OFF switch

Head and scissor-arm fold flat to the wall

Recessed focal spot allows for the shorter cone and overall more compact head design

Technical: 30cm, 80cm or 100cm primary arm options are available

097 Belray II wall-mounted

Switch between film and digital imaging systems at the push of a button

Advanced AC x-ray

Compact keypad control panel

Smooth, single-piece membrane for Easy-cleaning



Intuitive, logical interface design with light indicators and digital display for clear communication

Recessed focal spot allows for the shorter cone and overall more compact head design

Compact tube head for easy handling

Angle indicator

Technical: standard cone length provides a 'source to skin' distance of 203mm (longer cone options extends this to 305mm)

At the 097's control panel, the Operator can access an expansive range of exposure settings (0.02 to 3.2 seconds) and be assured of excellent image results.



097-WK – wall-mounted

Zero-drift balance-arm positions precisely

Handheld switch for remote exposure

097 Belray II key technical features:

- Tube voltage 70 kV
- Tube current 4mA or 7mA
- Focal spot 0.7mm
- Exposure time 0.02 to 3.2 seconds
- Rectangular Collimator
- Lockable keypad
- Manual override

Excellent stability and reach with zero-drift assists with providing the sharpest possible image

Head and scissor-arm fold flat to the wall

Illuminated ON/OFF switch



Control panel can be mounted on the central power unit or wall-mounted in adjacent room with a hand exposure switch for remote control

Technical: 30cm, 80cm or 100cm primary arm options are available

Intra-Oral X-Ray Units

Packages and models

Package notes: zero-drift balance-arm features on all models except 505RK

X-Ray unit packages

Belmont Touch

Models:

- Belmont Touch WK** (505WK) wall-mounted
- Belmont Touch FM** (505FM) with mobile base
- Belmont Touch RK** (505RK) room type with stool
- Belmont Touch FK** (505FK) floor-mounted
- Belmont Touch CK** (505CK) ceiling-mounted

097 Belray II

Models:

- 097 Belray II WK** (097WK) wall-mounted



Touchscreen control panel



Keypad control panel with single-piece membrane

Intra-Oral X-Ray Units

Features and options

Primary arm length options

30cm (300mm): maximum reach = 1,422mm

80cm (800mm): maximum reach = 1,922mm

100cm (1,000mm): maximum reach = 2,122mm

Floor-mounted

Belmont Touch FM (505FM)



with mobile base

Belmont Touch RK (505RK)



room type with stool

Belmont Touch FK (505FK)



with fixed base

Wall-mounted

Belmont Touch WK (505WK)



097 Belray II WK (097WK)





Dental Stools

Key features of the range:

- Operators' and Assistants' stools
- Tilting and fixed seat options
- Hydraulic lift height-adjustment
- Five-point polished aluminium base
- Smooth-running castors
- Footring options
- Easy-clean upholstery
- Standard, Ultrasoft and Ultrasoft Pro fabric options
- Double-density cushioning



Saddle stool

Designed to improve your posture during operation

Seamless Upholstery in Sea Mist (Ultrasoft Pro fabric)



Saddle seats are considered by many to be the best ergonomic seat form available. With tilt and hydraulic height-adjustment the Saddle stool is the best prospect of a health-conscious dental stool.



Tilting seat

Saddle stool key features:

- Tilting seat
- Hydraulic lift height-adjustment
- Five-point polished aluminium base
- Smooth-running castors
- Easy-clean upholstery
- Standard, Ultrasoft and Ultrasoft Pro fabric options
- Double-density cushioning

Tilted seat offers support at the front and rear, holding a healthier posture during operation



Operators' stools

Designed to improve your mobility during operation

ic-Tilt with free-floating seat and backrest

Easy-clean surfaces

ic-Tilt key features include:

- Free-floating seat and backrest
- Hydraulic lift height-adjustment
- Five-point polished aluminium base
- Smooth-running castors
- Easy-clean upholstery
- Standard, Ultrasoft and Ultrasoft Pro fabric options
- Double-density cushioning



ic-Tilt
with free-floating seat
and backrest

Adjust
backrest height
independently

Adjust tilt

Adjust seat-height

Free-floating, high-backrest
section offers thorough support
and winged sides to hug the
user into the seat

*Even when tilting, the
ergonomic moulded seat
holds the user steady during
operation*

• Purple (Standard)

ic-DF with free-floating backrest

ic-D with centred, fixed support bar



ic-DF key features include:

- Free-floating backrest
- Hydraulic lift height-adjustment
- Five-point polished aluminium base
- Smooth-running castors
- Easy-clean upholstery
- Standard, Ultrasoft and Ultrasoft Pro fabric options
- Double-density cushioning



ic-DF
with free-floating backrest



Assistants' stools

Designed to remove the strains of leaning and reaching

ic-DSSA with off-centre, rotating support bar

Rotatable support bar offers the most comfortable leaning position



ic-DSSA key features:

- Rotating support bar
- Hydraulic lift height-adjustment
- Five-point polished aluminium base
- Smooth-running castors
- Easy-clean upholstery
- Standard, Ultrasoft and Ultrasoft Pro fabric options
- Double-density cushioning

Cushioned support bar section offers support as the user leans forward during operation

Adjust seat-height

Footring for comfort during operation

Adjust backrest tilt

Adjust support bar height independently

Soft, button seat for comfort



• Citrus (Ultrasoft)

ic-DSAF with free-floating backrest

Easy-clean surfaces

ic-DSA with off-centre, fixed support bar



ic-DSAF key features:

- Free-floating backrest
- Hydraulic lift height-adjustment
- Five-point polished aluminium base
- Smooth-running castors
- Easy-clean upholstery
- Standard, Ultrasoft and Ultrasoft Pro fabric options
- Double-density cushioning

Free-floating, low-backrest section offers full support by moving with the user



ic-DSAF
with free-floating backrest

Ergonomic moulded seat holds the user during operation

Adjust
backrest height
independently

Adjust backrest tilt

Adjust seat-height

Footring for comfort
during operation



Dental Stools

Choice for Operators and Assistants

Package notes: Standard, Ultrasoft and Ultrasoft Pro fabric options available

Saddle stool
Saddle



Operators' stools
ic-Tilt



ic-DF



ic-D



Assistants' stools
ic-DSSA



ic-DSAF



ic-DSA





Hygiene & Care Products

For cleaning standards
beyond the standard



In order to preserve your treatment centre and ensure the daily care of your waterlines, Belmont has developed a new Hygiene & Care product range.

The cleaning and maintenance of your treatment centre will preserve its life as well as protecting you and your patients.

The new products are divided into two categories - dental treatment centre maintenance (B100 & B300) and dental unit waterline protection (B700 & B900).

Effective against all viruses, including COVID-19

Designed for easy use

Guarantees safety during application



B100 Upholstery Cleaning & Care

For upholstery cleaning & care



B300 Surface Disinfectant

For disinfection of surfaces in line with surgery usage



B900 DUWL Periodic Shock & Test Treatment

Test the state of your biofilm build-up



B700 DUWL Daily Maintenance

The perfect solution for your daily waterline maintenance



Approved by the Commission for Hospital Hygiene & Infectious

Disease Prevention at the Robert Koch Institute (RKI)

Product Summary

Cleo II Treatment Centres

Cleo II Treatment Centres

'Surgery System' (A and E)

with 920 LED unit-mounted Operating Light

consists of ~

Chair section features include:

Twin-articulating headrest
8 preset positions, Last-Position memory (LP)
& Auto-Return
Automatic extendable legrest with manual
override & Auto Safety Stop
Foldaway, detachable armrest
Integral service centre with air & water regulators
& pressure indicators

Base-mounted delivery system (A) features include:

Height-adjustable Operator's console with
pneumatic lock and safety device
Easy-clean membrane switch panel
3-way autoclavable syringe
4 handpiece outlets with individual air & water
control
Bottled water system
First priority handpiece selection
Handpiece line flush-out system
Handpiece oil mist collector

'E' version includes additional features

Chair-mounted rotatable cuspidor unit

features include:

Rotatable (90°)
Assistant's console with balanced positioning
Assistant 3-way autoclavable syringe
Easily-detached HV & saliva ejector tubings
Automatic bowl-flush & cup-filler
Assistant-side chair preset controls
Porcelain cuspidor bowl
Durr spittoon valve

Alternative 'Surgery System' (A)

*includes the same as the 'Surgery System'
but without Operating Light & unit-mounted
light-post*

'Surgery System' (E)

with 920 LED unit-mounted Operating Light

*includes the same as the 'Surgery System'
(A) with the following additional features:*

NSK NLX-Plus fibre-optic micro motor
Preset micro motor & torque control with
auto-reverse & digital display
2 fibre-optic turbine hoses
1 handpiece outlet (Borden or Midwest)

Alternative 'Surgery System' (E)

*includes the same as the 'Surgery System' but
without Operating Light & unit-mounted
light-post*

Cleo II Flexible Options

'Flexible System'

Cleo II Dental Chair and cuspidor

consists of ~

Chair section features include:

Twin-articulating headrest
2 preset positions, Last-Position memory (LP)
& Auto-Return
Automatic extendable legrest with manual
override & Auto Safety Stop
Foldaway, detachable armrest
Integral service centre with air & water regulators
& pressure indicators

Chair-mounted cuspidor features include:

Rotatable cuspidor (90°)
Assistant's console with balanced positioning
Assistant 3-way autoclavable syringe
Easily-detached HV & saliva ejector tubings
Automatic bowl-flush & cup-filler
Bottled water system
Assistant-side chair preset controls
Porcelain cuspidor bowl
Durr spittoon valve

'Flexible System A and E'

'Flexible System' with Clesta II M (A or E)

Module or Mobile Cart delivery system (please
specify) *'A' version features include:*

Mounting arm & bracket (Cabinet) or height
adjustable mobile base (Cart)
3-way autoclavable syringe
3 handpiece outlets with individual air &
water control
Handpiece flush-out system
Bottled water System

'Flexible System' (E)

*includes the same as 'A' type with the following
additional features:*

NSK NLX-Plus fibre-optic micro motor
Preset micro motor & torque control with
auto-reverse & digital display
First priority handpiece selection
2 fibre-optic turbine hoses
Handpiece oil mist collector
Additional chair preset positioning

Cleo II Factory Built-in Options

| |
|--|
| Bien Air MX2 micro motor (in place of NSK NLX-Plus micro motor on 'E' version only) |
| Bien Air MX2 Optima INT Endo pack (inc. standard fibre-optic micro motor, turbine hose & Optima INT Endo control) |
| NSK NLX-Nano fibre-optic pack (inc. NLX-Nano fibre-optic micro motor & turbine hose) |
| NSK NLX-Plus multi-pad endo pack (inc. NLX-Plus fibre-optic micro motor, turbine hose & multi-pad Endo control) |
| Additional Bien Air MX2 fibre-optic micro motor * |
| Additional NSK NLX-Nano fibre-optic micro motor * |
| Additional NSK NLX-Plus fibre-optic micro motor * |
| Bien Air fibre-optic kit (inc. 1 turbine hose) |
| Additional fibre-optic outlet |
| Cavitron G-139 scaler |
| NSK Varios 170 non-optic scaler |
| NSK Varios 170 optic scaler |
| Satelec Newtron scaler |
| Satelec Newtron LED scaler |
| Satelec mini LED curing light |
| Durr CAS 1 Combi-Separator without rinse |
| Durr CAS 1 Combi-Separator with rinse |
| Satelec 617 camera (inc. USB2 connection, freeze frame & monitor mount) |
| Satelec Soprocure camera (inc. USB2 connection, freeze frame & monitor mount) |
| Monitor mount (if not supplied with camera kit) |
| Handpiece oil mist collector (Flexible 'A' version only) |
| Handle for unit foot control |
| Extra-long umbilical (up to 4 metres for Mobile Cart only) |
| Tissue box holder (suits 72 wipe box H108mm, W138mm, D31mm) |
| Floor box fitted to cart base |

* Additional micro motors must be the same model as the primary micro motor.

When purchasing your product, please speak to your supplier for any additional options required

Our Partners include



Product Summary

tbCompass Treatment Centres

tbCompass Treatment Centres

‘Surgery System’ (A and E) (Ambidextrous)
with 920 LED chair-mounted Operating Light
consists of ~

Chair section features include:

Twin-articulating headrest
8 preset positions, Last-Position memory (LP)
& Auto-Return
Swing out armrests
Integral service centre with air & water regulators
& pressure indicators
Synchronised axis backrest
8-way foot control

Base-mounted swing-around delivery

system (A) features include:

Height-adjustable Operator’s console
Easy-clean membrane switch panel
3-way autoclavable syringe
Table safety lock device
3 handpiece outlets with individual air & water control
First priority handpiece selection
Handpiece line flush-out system
Handpiece oil mist collector
Bottled water system

‘E’ version includes additional features

Chair-mounted rotatable cuspidor unit

features include:

Easily-detached porcelain cuspidor bowl with
180° rotation

~ OPTION: Blue / Pink / Green glass bowl

(in place of porcelain cuspidor bowl)

Assistant’s console
Assistant 3-way autoclavable syringe
Easily-detached HV & ejector tubings
Automatic bowl-flush & cup-filler
Assistant-side chair preset controls
Durr spittoon valve

‘Surgery System’ (E)

with 920 LED chair-mounted Operating Light

*includes the same as ‘A’ type with the following
additional features:*

NSK NLX-Plus fibre-optic micro motor
Preset micro motor & torque control with
auto-reverse & digital display
2 fibre-optic Turbine hoses

Alternative ‘Surgery System’

without Operating Light & chair-mounted light-post

‘Vac-Pac System’ (A and E)

(Ambidextrous)

*includes the same as “Surgery System” with a
Vac-Pac system (in lieu of a cuspidor) features include:*

Assistant’s Console
Easy-access detachable filter
Autoclavable HVE
Saliva ejector
Spittoon funnel connection

tbCompass Flexible Options

‘Flexible Dr System’ (A and E)

(Ambidextrous)

tbCompass Dental Chair and Operator’s Console

consists of ~

Chair section features include:

Twin-articulating headrest
8 preset positions, Last-Position memory (LP) & Auto-Return
Swing out armrests
Integral service centre with air & pressure indicator
Synchronised axis backrest
8-way foot control

Base-mounted swing-around delivery

system (A) features include:

Height-adjustable Operator’s console
Easy-clean membrane switch panel
3-way autoclavable syringe
Table safety lock device
3 handpiece outlets with individual air & water control
First priority handpiece selection
Handpiece line flush-out system
Handpiece oil mist collector
Bottled water system

‘E’ version includes additional features

‘Flexible Dr System’ (E)

(Ambidextrous)

*includes the same as the ‘A’ type with the
following additional features:*

NSK NLX-Plus fibre-optic micro motor
Preset micro motor & torque control with
auto-reverse & digital display
2 fibre-optic Turbine hoses

‘Flexible System’ (Ambidextrous)

tbCompass Dental Chair and cuspidor

consists of ~

Chair section features include:

Twin-articulating headrest
8 preset positions, Last-Position memory (LP)
& Auto-Return
Swing out armrests
Integral service centre with air & pressure indicator
Synchronised axis backrest
8-way foot control

Chair-mounted rotatable cuspidor unit

features include:

Easily-detached porcelain cuspidor bowl with
180° rotation

~ OPTION: Blue / Pink / Green glass bowl

(in place of porcelain cuspidor bowl)

Assistant’s console
Assistant 3-way autoclavable syringe
Easily-detached HV & ejector tubings
Automatic bowl-flush & cup-filler
Assistant-side chair preset controls
Durr spittoon valve

tbCompass Factory Built-in Options

| |
|--|
| Bien Air MX2 micro motor (in place of NSK NLX-Plus micro motor on 'E' version only) |
| Bien Air MX2 Optima INT Endo pack (inc. standard fibre-optic micro motor, turbine hose & Optima INT Endo control) |
| NSK NLX-Nano fibre-optic pack (inc. NLX-Nano fibre-optic micro motor & turbine hose) |
| NSK NLX-Plus multi-pad Endo pack (inc. NLX-Plus fibre-optic micro motor, turbine hose & multi-pad Endo control) |
| Additional Bien Air MX2 fibre-optic micro motor * |
| Additional NSK NLX-Nano fibre-optic micro motor * |
| Additional NSK NLX-Plus fibre-optic micro motor * |
| Bien Air fibre-optic kit (inc. 1 turbine hose) |
| Additional fibre-optic outlet |
| Cavitron G-139 scaler |
| NSK Varios 170 non-optic scaler |
| NSK Varios 170 optic scaler |
| Satelec Newtron scaler |
| Satelec Newtron LED scaler |
| Satelec mini LED curing light |
| Durr CAS 1 Combi-Separator without rinse |
| Durr CAS 1 Combi-Separator with rinse |
| Satelec 617 camera (inc. USB2 connection, freeze frame & monitor mount) |
| Satelec Soprocure camera (inc. USB2 connection, freeze frame & monitor mount) |
| Monitor mount (if not supplied with camera kit) |
| Additional 3-way autoclavable syringe (Vac-Pac System only) |
| Handpiece oil mist collector (Flexible 'A' version only) |
| Extra-long umbilical (up to 4 metres for Mobile Cart only) |
| Tissue box holder (suits 72 wipe box H108mm, W138mm, D31mm) |
| Floor box fitted to cart base |

* Additional micro motors must be the same model as the primary micro motor.

When purchasing your product, please speak to your supplier for any additional options required

Our Partners include



Product Summary

Voyager III Treatment Centres

Voyager III Treatment Centres

'Surgery System' (Ambidextrous)

with 320LR unit-mounted Operating Light
consists of ~

Chair section features include:

Twin-articulating headrest
2 preset positions, Last Position Memory (LP)
& Auto-Return
Swing-out armrests (left & right)
Integral service centre with air & water filter
regulators
8-way foot control

Base-mounted swing-around delivery system features include:

3 handpiece outlets with individual air & water
control
3-way autoclavable syringe
Table safety lock device
Quick flush-out system
Bottled water system
Stainless steel instrument tray
Non-slip mat

Chair-mounted rotatable cuspidor unit features include:

Porcelain cuspidor bowl
Manual cup-filler & bowl-flush
1 detachable high volume evacuator
1 detachable saliva ejector
Easily-accessed & detached solids collector
Durr spittoon valve

Alternative 'Surgery System'

(Ambidextrous)

*includes the same as the 'Surgery System'
but without 320LR Operating Light & unit
mounted light-post*

'SP' (Ambidextrous)

Voyager III Dental Chair with cuspidor
consists of ~

Chair section features include:

Twin-articulating headrest
2 preset positions, Last Position Memory (LP)
& Auto-Return
Swing-out armrests (left & right)
Integral service centre with air & water filter
regulators
8-way foot control

Chair-mounted rotatable cuspidor unit features include:

Porcelain cuspidor bowl
Manual cup-filler & bowl-flush
1 detachable high volume evacuator
1 detachable saliva ejector
Easily-accessed & detached solids collector
Durr spittoon valve

Voyager III & Clesta II Module & Cart Options

Voyager 'M'

Module delivery system features include:

Mounting arms & bracket
3 handpiece outlets with individual air &
water control
3-way autoclavable syringe
Bottled water system
Stainless steel instrument tray
Non-slip mat
Service centre with air filter regulator

Voyager 'MC'

Mobile Cart delivery system includes the
same as Voyager 'M' but with height-adjustable
mobile base

Clesta II 'M' (A)

Module delivery system features include:

Mounting arms & bracket
3-way autoclavable syringe
3 handpiece outlets with individual air &
water control
Handpiece flush-out system
Bottled water system
Service centre with air filter regulator

Clesta II 'MC' (A)

Mobile Cart delivery system includes the
same as Clesta II 'M' (A) but with height-
adjustable mobile base

Clesta II 'M' (E)

Module delivery system includes the same
as the 'A' type but with the following
additional features:

NSK NLX-Plus fibre-optic micro motor
Preset micro motor & digital display
2 fibre-optic turbine hoses
First Priority handpiece selection
Handpiece oil mist collector
Additional chair preset positioning

Clesta II 'MC' (E)

Mobile Cart delivery system includes the same
as Clesta II 'M' (E) but with height-adjustable
mobile base

Voyager III Factory Built-in Options

| |
|---|
| Bien Air Optima MCX LED |
| (inc. standard fibre-optic micro motor, turbine hose & touch pad control) |
| NSK NLX-Nano fibre-optic pack |
| (inc. NLX-Nano fibre-optic micro motor, turbine hose & touch pad control) |
| NSK NLX-Plus multi-pad endo pack |
| (inc. NLX-Plus fibre-optic micro motor, turbine hose & multi-pad Endo control) |
| Additional NSK NLX-Nano fibre-optic micro motor * |
| Additional NSK NLX-Plus fibre-optic micro motor * |
| Bien Air fibre-optic kit (inc. 1 turbine hose) |
| Additional fibre-optic outlet |
| Cavitron G-139 scaler |
| NSK Varios 170 non-optic basic scaler |
| NSK Varios 170 optic scaler (with touch pad control) |
| Satelec Newtron scaler |
| Satelec Newtron LED scaler |
| Satelec mini LED curing light |
| Additional 3-way autoclavable syringe on Assistant's side inc. bottled water system |
| Standard (10x10) Module Arm (alternative to Voyager Arm System) |
| Hi-Lo adjustable arm (alternative to standard arm on Voyager 'M') |
| Touch pad assembly for chair control fitted to Operator's table |
| Monitor mount (if not supplied with camera kit) |
| Satelec 617 camera (inc. USB2 connection, freeze frame & monitor mount) |
| Satelec Soprocure camera (inc. USB2 connection, freeze frame & monitor mount) |
| Extra-long umbilical (up to 4 metres for Mobile Cart only) |
| Tissue box holder (suits 72 wipe box H108mm, W138mm, D31mm) |
| Floor box fitted to cart base |

* Additional micro motors must be the same model as the primary micro motor.

When purchasing your product, please speak to your supplier for any additional options required

Our Partners include



Product Summary

Eurus S1 Treatment Centres

Eurus S1 Treatment Centres

Chair Mounted Over-Patient Holder & Continental Rod Type (A and E)

with 921 unit-mounted operating light

Optional Right/Left Handed Installation

consists of ~

Chair section features include:

200kg Patient lifting weight
Twin-articulating headrest with more precise positioning and lighter control adjustment
2 pre-set positions, last position memory (LP) & auto-return plus 6 operator configurations
Swing-out armrest to 90 or 135 degrees
Integrated service centre
Synchronised axis backrest & seat movement
Integrated foot storks for chair control
Seamless upholstery as standard

Unit section (A) Doctor side: features include:

Autoclavable unit handle cover, handpiece holders unit tray silicon mat, handpiece rest (Rod Type)
Easy-clean membrane switch panel
Doctor handpiece control touch screen with water low warning indicator
3-way autoclavable syringe
3 Fibre-optic & 1 non-optic handpiece outlets with individual air & water control
First priority handpiece selection
Handpiece water line flush-out system
Handpiece oil mist collector
Electronic foot control for accurate turbine speed control and integrated lifting handle

Unit section (E) Doctor side additional features include:

Bien-Air MX2 fibre optic micro motor
Pre-set micro motor & torque control with auto-reverse, Endo control and LCD display, with optional up-grade to WaveOne endodontic system

Assistant side (A and E)

features include:

Easily-detached porcelain bowl with 180 degree rotation
921 LED dental light with detachable autoclavable handles
Assistant console with:
Console arm safety lockout if arm is lifted
Easy-clean membrane chair pre-set controls
Detachable HVE & saliva ejector tubings
HVE with ball joint for greater ease of operation
Automatic bowl-flush & cup filler
Bottled water system with water low warning
LED on cup filler spout casing
Durr spittoon valve

Alternative 'Surgery System'

without Operating Light & light-post

Eurus S1 Flexible Treatment Centres

Type (A and E)

with 921 unit-mounted operating light

Optional Right/Left Handed Installation

consists of ~

Chair section features include:

200kg Patient lifting weight
Twin-articulating headrest with more precise positioning and lighter control adjustment
2 pre-set positions, last position memory (LP) & auto-return plus 6 operator configurations
Swing-out armrest to 90 or 135 degrees
Integrated service centre
Synchronised axis backrest & seat movement
Integrated foot storks for chair control
Seamless upholstery as standard

'Flexible System A & E'

Flexible System with Eurus Cabinet Module or Mobile Cart delivery systems A & E (please specify)

'A' version features include:

Cabinet mounting arm & bracket or height adjustable mobile cart base
Autoclavable unit handle cover, handpiece holders and unit tray silicon mat
Easy clean membrane switch panel
Doctor handpiece control touch screen
3-way autoclavable syringe
3 Fibre optic & 1 non optic handpiece outlets with individual air & water controls
First priority handpiece selection
Electronic foot control for accurate turbine speed control and integrated lifting handle
Handpiece flush-out
Handpiece oil mist collector
Bottled water system

'E' version additional features include:

Bien-Air MX2 fibre optic micro motor
Pre-set micro motor & torque control with auto-reverse, Endo control and LCD display, with optional up-grade to WaveOne endodontic system

Assistant side (A and E) features include:

Easily-detached porcelain bowl with 180 degree rotation
921 LED dental light with detachable autoclavable handles
Assistant console with:
Console arm safety lockout if arm is lifted
Easy-clean membrane chair pre-set controls
Detachable HVE & saliva ejector tubings
HVE with ball joint for greater ease of operation
Automatic bowl-flush & cup filler
Bottled water system with water low warning
LED on cup filler spout casing
Durr spittoon valve

Alternative 'Surgery System'

without Operating Light & light-post

Eurus Factory Built-in Options

| |
|---|
| NSK NLX-Plus micro motor (in place of BienAir MX2 micro motor on 'E' version only) |
| Additional Bien Air MX2 fibre-optic micro motor * |
| Upgrade to Bien Air WaveOne Contra Angle, plus one-off activation licence |
| Additional NSK NLX-Plus fibre-optic micro motor * |
| Cavitron G-139 scaler |
| NSK Varios 170 non-optic basic scaler |
| NSK Varios 170 optic scaler |
| Satelec Newtron scaler |
| Satelec Newtron LED scaler |
| Satelec mini LED curing light |
| Durr CAS 1 Combi-Separator without rinse |
| Durr CAS 1 Combi-Separator with rinse |
| Satelec 617 camera (inc. USB2 connection, freeze frame & monitor mount) |
| Satelec Soprocure camera (inc. USB2 connection, freeze frame & monitor mount) |
| Wireless unit foot controller (option) |
| Monitor mount (if not supplied with camera kit) |
| Additional 3-way autoclavable syringe (assistant side) |
| Additional easily detachable HV ejector hose (including ball joint for greater ease of operation) |
| Tissue box holder (suits 72 wipe box H108mm, W138mm, D31mm) |

** Additional micro motors must be the same model as the primary micro motor.*

When purchasing your product, please speak to your supplier for any additional options required

Our Partners include



Useful technical information

| Below-the-Patient Treatment Centres | Weight | Folding legrest | A / E operation | Ambidextrous changeover | Available in Luxury uph. |
|-------------------------------------|--------|-----------------|-----------------|-------------------------|--------------------------|
| Cleo II 'Surgery System' | 224 | * | * | - | * |
| Cleo II 'Flexible System | 194 | * | * | - | * |
| tbCompass 'Surgery System' | 269 | - | * | * | * |
| tbCompass 'Flexible System' | 226 | - | * | * | * |
| tbCompass 'Doctor System' | 229 | - | * | * | * |
| tbCompass 'Vac-Pac System' | 254 | - | * | * | * |
| Voyager III 'Surgery System' | 211 | - | A only | * | - |
| Voyager III 'Flexible System' | 182 | - | A only | * | - |

| Over-Patient Treatment Centres | Weight | Folding legrest | A / E operation | Right- / Left-handed setup | Available in Luxury uph. |
|--------------------------------------|--------|-----------------|-----------------|----------------------------|--------------------------|
| Eurus S1 'CM' Holder System | 264 | - | * | * | * |
| Eurus S1 'CM' Continental Rod System | 264 | - | * | * | * |

| Flexible Treatment Centres | Weight | Folding legrest | A / E operation | Right- / Left-handed setup | Available in Luxury uph. |
|---|--------|-----------------|-----------------|----------------------------|--------------------------|
| Eurus S1 Flexible Cart Type Treatment Centre A & E | 254 | - | * | * | * |
| Eurus S1 Flexible Cabinet Module Treatment Centre A & E | 250 | - | * | * | * |

| Dental Chairs | Weight | Folding legrest | Foldaway armrests | Lumbar support | Available in Luxury uph. |
|--------------------|---------|-----------------|-------------------|----------------|--------------------------|
| 050/055 Clair | 150/165 | * | * | * | * |
| Clesta II | 140 | - | * | * | * |
| Progres | 124 | - | * | * | - |
| Eurus Swivel Chair | 167 | * | * | * | * |

| Dental Stools for Operators & Assistants | Weight | Seat tilt | Backrest movement | Castors | Footring |
|--|--------|-----------|-------------------|---------|----------|
| Saddle | 7 | * | - | * | - |
| ic-Tilt | 11 | * | * | * | - |
| ic-DF | 9 | - | * | * | - |
| ic-D | 8 | - | - | * | - |
| ic-DSSA | 12 | - | * | * | * |
| ic-DSA-F | 10 | - | * | * | * |
| ic-DSA | 11 | - | - | * | * |

| Flexible Delivery Systems | Weight | Upgradeable functionality | Castors | Foot controls |
|---------------------------|--------|---------------------------|---------|---------------|
| Clesta II 'M' (A) | 17 | • | – | • |
| Clesta II 'M' (E) | 19 | • | – | • |
| Clesta II 'MC' (A) | 22 | • | • | • |
| Clesta II 'MC' (E) | 24 | • | • | • |
| Voyager III 'M' (A) | 13 | • | – | • |
| Voyager III 'MC' (A) | 18 | • | • | • |

| Operating Lights | Stepless intensity control | Focal distance | Colour temperature | Pole lengths * |
|------------------|----------------------------|----------------|--------------------|----------------|
| 900 Series | • | 650 | 5000 | 1000 / 1500 |
| 300 Series | • | 650 | 5000 | 1000 / 1500 |

| Intra-Oral X-Ray Units | Power unit H x W | Touchscreen / Keypad H x W | Focal spot | Primary arm lengths |
|------------------------|------------------|----------------------------|------------|---------------------|
| Belmont Touch | 306 x 452 | 155 x 200 | 0.4 | 300 / 800 / 1000 |
| 097 Belray II | 306 x 452 | 155 x 185 | 0.6 | 300 / 800 / 1000 |

Dimensions in mm / Weights in kg / Colour temperature in Kelvin

When purchasing your product, please speak to your supplier for any additional options required

Our Partners include



FREE

5 Year Warranty

Standard Warranty Policy

All Belmont products are guaranteed against mechanical, electrical and workmanship faults, under normal working conditions, for a period of one year from date of delivery. Paintwork, plating, natural wear/tear of all tubings are not warranted unless they are proved to be defective at time of delivery. OEM factory built-in options (i.e. scalers, motors and CVS kits) carry a warranty as provided by the individual manufacturer.

FREE Extended Warranties to

5 Years

for all Belmont Dental Chairs, Dental Operating Lights, Cleo II, tbCompass, Eurus and Voyager III Dental Units (including Clesta II Modules & Carts).

2 Years

for Intra-Oral X-Rays.

(A detailed warranty policy is available upon request)

Hygiene & Care

In order to maintain & prolong the longevity of your Belmont equipment, we highly recommend using our Hygiene & Care products.

PLEASE NOTE: ISO 13485 Certification

All of our dental products are supplied with a full CE mark and certification to the standard complying with ISO 13485. Any modifications or alterations made after certification may affect your warranty as the responsibility for CE and electrical safety will transfer to the modifier.



OPEN

For you, our showrooms open during office hours, weekends and evenings

Please contact us to make an appointment:

London 020 7515 0333

Manchester 0161 743 9992

Or visit **belmontdental.co.uk/sales**

Please visit **belmontdental.co.uk** for up to date product information, service department resources and special offers



For further information, visit:
belmontdental.co.uk

SALES

LONDON & SOUTH EAST

Eugene O'Malley **T:** 0771 097 9668

MIDLANDS, SOUTH WEST, NORTHERN & SOUTHERN IRELAND

Barry Hunt **T:** 0771 526 3587

NORTHERN ENGLAND & SCOTLAND

Mark Harris **T:** 0786 053 5968

Takara Belmont (UK) Ltd

London Head Office & Showroom

Belmont House, One St. Andrews Way, Bow, London E3 3PA

T: 020 7515 0333

F: 020 7537 6102

E: dental@takara.co.uk

Manchester Showroom

7 Quays Reach, Carolina Way, Salford, Manchester M50 2ZY

T: 0161 743 9992

All showroom visits by appointment only

