

THE NEW IMPLANTOLOGY MOTOR SYSTEM

IN PARTNERSHIP WITH BIEN-AIR

Belmont Dental are delighted to bring
implantology integration as a built-in
option to **all Eurus treatment centres**



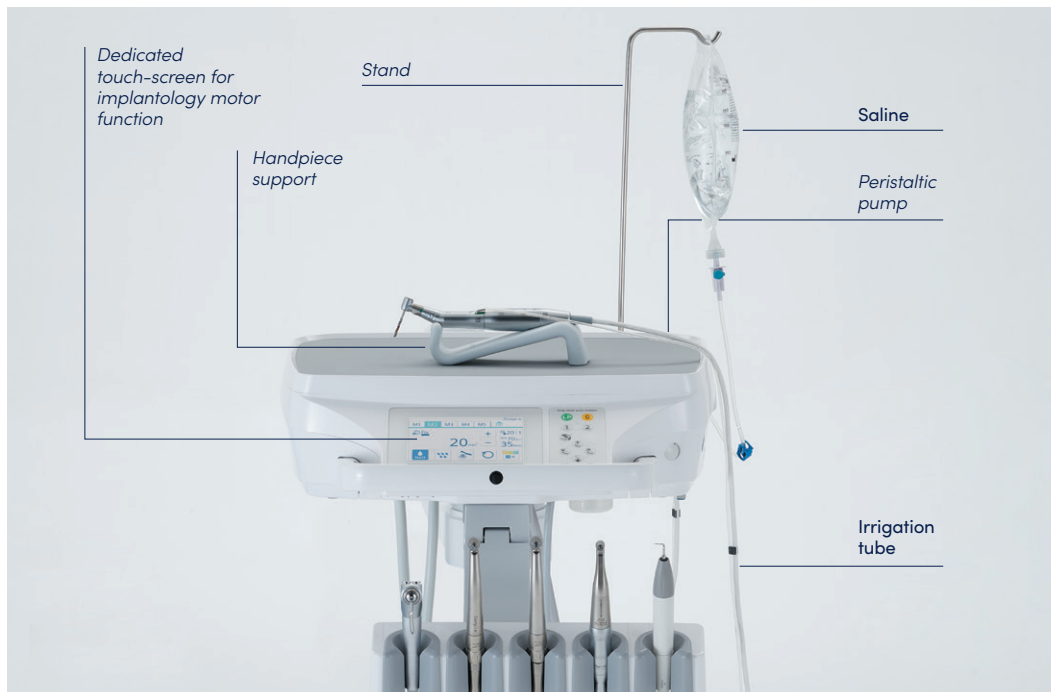
Integrate the optional **implantology motor system** when ordering any Eurus treatment centre and bring **improved functionality** to your fingertips **via our intuitive touch-screen**

Newly built-in optional technology is now offered when purchasing your new Eurus treatment centre. Bringing further advantages to aid your working day by providing reliable Implant Treatments with the Bien-Air implant micromotor MX-i and CA 20:1 handpiece.

This newly integrated optional treatment function supports operator workflow and provides safety for your patient. The effect of this additional feature aids accuracy for the operator, maintaining a high level of clinical safety and patient comfort.

Powered by the Belmont Eurus treatment centres, the Bien-Air MX-i LED 3rd Generation micromotor combined with the CA 20:1 handpiece offers you the very best rotary technology for all your implant related procedures. Coupled with the MX-i micromotor, the CA 20:1 handpiece provides unparalleled speed stability for precise and smooth placement of implants. As the most durable implantology handpiece on the market, the CA 20:1 Contra Angle handpiece has a unique internal irrigation system. Thus, you are not bothered by the irrigation line when handling the instrument. You can carry out procedures easily and with confidence.

The Eurus touch-screen now has a New Implant Special Icon which is located in the top left of the screen; when pressed the Implant motor function window will open-up ready for operator use. You can choose from five memories, from M1 to M5. Simply select the tab that corresponds to the memory required.



IMPLANTOLOGY BUILT-IN SYSTEM

Optional for the whole range of E-type Eurus Units and all operational via our intuitive touch-screen

Includes:

- > **Bien-Air MX-i LED 3rd Generation Micro Motor**
- > **CA 20:1 Contra Angle Micro Series Handpiece**
- > **Peristaltic Irrigation Pump**
- > **Motor Stand**
- > **Irrigation Line Stand**
- > **Irrigation Lines (Pack of 10)**
- > **Irrigation Clip**
- > **Foot Stalk for Program Control (assembles onto the unit foot control)**

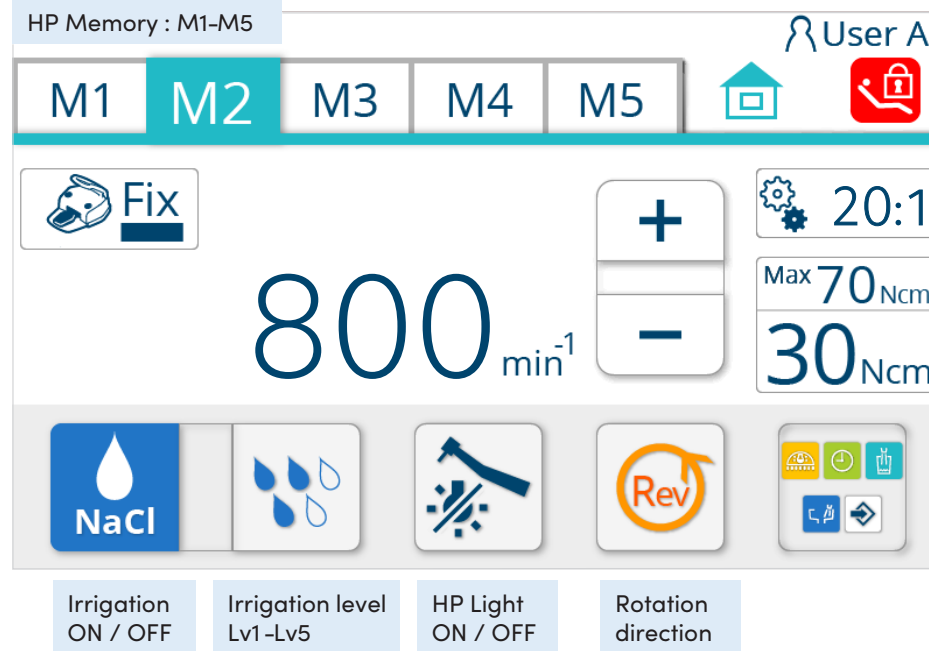
Important Note:

This option must be purchased with our Eurus products from the factory. This cannot be retro fitted on site.

Special icon



IMPLANT MOTOR FUNCTION - TOUCH-SCREEN

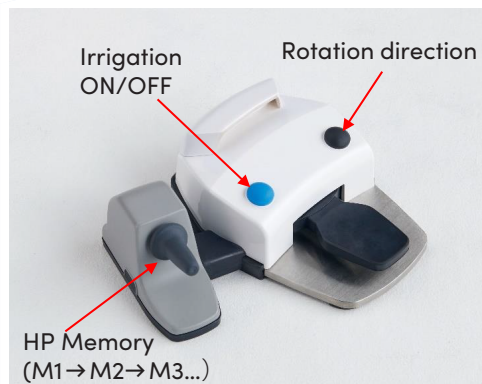


20:1 : for implant
1:1 : for cutting the bone (osteotomy)

Maximum torque

Feedback(Realtime) torque

POWERED BY EURUS



An additional foot stalk switch is fitted to the unit foot controller for scrolling through these five memory settings; by tapping the stalk down the memory will change from one to two and then two to three and so on (when it reaches five, touch again and it will return to setting one).

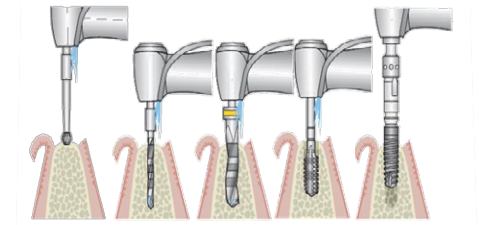
The three and five programmable settings are for the following areas of the procedures:

Step 1 for Pilot drill; **Step 2** for Preparation of implant bed; **Step 3** for Bone tap/Implant placement (when operating the three-step method and only bone tap when operating the five-step); **Step 4** for Bone tap reverse and **Step 5** for Implant placement.

All speed, torque and irrigation settings can be preprogrammed in for each individual step. By using the Eurus touch-screen tap through from step 1 to step 5 manually setting the required speed and torque for each procedure before starting work with your patient.

A peristaltic pump and irrigation stand are part of the implant kit, which fit onto the unit-head. The motor hose plugs into a socket on the underside of the head and the motor is safely positioned onto the motor-stand on the unit tray, keeping the hose away from obstacles ready for use.

Additionally, the motor, motor hose and saline stand are all removable to store safely away when not in use.



SALES

LONDON & SOUTH EAST

Eugene O'Malley **T:** 0771 097 9668

MIDLANDS, SOUTH WEST, NORTHERN & SOUTHERN IRELAND

Barry Hunt **T:** 0771 526 3587

NORTHERN ENGLAND & SCOTLAND

Mark Harris **T:** 0786 053 5968

Takara Belmont (UK) Ltd

London Head Office & Showroom

Belmont House, One St. Andrews Way, Bow, London E3 3PA

T: 020 7515 0333

E: dental@takara.co.uk

Manchester Showroom

7 Quays Reach, Carolina Way, Salford, Manchester M50 2ZY

T: 0786 053 5968

All showroom visits by appointment only



Perfecting the art of dentistry

belmontdental.co.uk